


PHILIPS

Xitanium

LED driver

Datasheet



LED Power Driver 20W 24V 100V/240V

Product description

Xitanium Constant Voltage LED drivers are the perfect choice for enabling easy modular parallel connection of Philips LED products (like LDM and InteGrade families) used in refrigerated cabinets and display lighting. The drivers have an operating life matching that of LEDs. They offer excellent reliability and ensure a simplified installation process. Robust design reduces maintenance and lowers the cost of ownership over the application lifetime.

Benefits

- SELV operating voltages ensure safety even if wiring or LED boards become damaged
- Easy installation with simple parallel wiring
- Excellent reliability

Features

- Universal mains voltage
- Stable limited output voltage
- Safety Extra Low Voltage (SELV)
- Short circuit protection
- Long lifetime

Application

- Shelf and linear accent lighting in:
- supermarkets
 - refrigerated cabinets
 - retail environments
 - libraries
 - museums

Electrical input data

Specification item	Value	Unit	Condition
Rated input voltage range	100 ... 240	Vac	Performance
Rated input voltage range	90 ... 264	Vac	Operational
Rated input frequency	50 ... 60	Hz	Performance
Rated input frequency	45 ... 66	Hz	Operational
Rated input current	0.11	A	230Vac, full load
Rated input power	25	W	230Vac, full load
Power factor	≥ 0.95		230Vac, full load
Power factor	≥ 0.90		230Vac, 50% load
Total harmonic distortion	≤ 12	%	230Vac, full load
Efficiency	≥ 82	%	230Vac, full load

Electrical output data

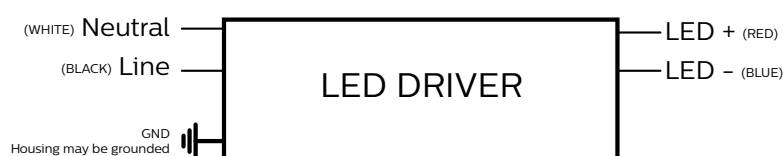
Specification item	Value	Unit	Condition
Regulation method	Constant Voltage		Rated output voltage: 24Vdc
Output voltage range	23.5 ... 25.6	Vdc	
Output current range	0 ... 0.85	A _{dc}	
Output short-circuit current	< 7.5 / 2.5A	A _p / A _{rms}	Hiccup mode
Output voltage ripple	< 1	%	
Output power range	2 ... 20	W	
Line regulation	< 1	%	
Load regulation	< 5	%	
Turn-on delay	< 1.4	s	
Output voltage rise time	< 30	ms	
Hold-up time	< 20	ms	

Logistical data

Specification item	Value
Product name	LED Power Driver 20W 24V 100V/240V
European Order code	87829121524000
Logistic code 12NC	9290 006 54006
Pieces per box	10pcs

Wiring & Connections

Specification item	Value	Unit	Condition
Input wire cross-section	0.82	mm ²	Solid wire, 300 +/- 10mm length
	18	AWG	
Input wire default strip length	10	mm	+/- 2mm
Output wire cross-section	0.82	mm ²	Solid wire, 300 +/- 10mm length
	18	AWG	
Output wire default strip length	10	mm	+/- 2mm
Maximum output cable length	2.5	m	CISPR15: between driver and LED module

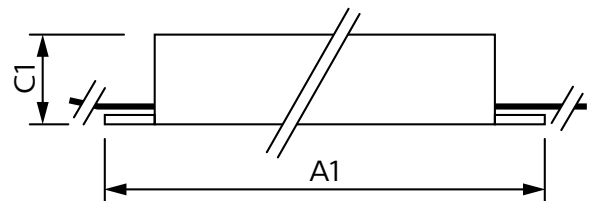
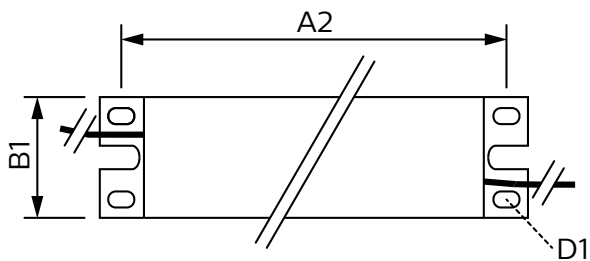


Insulation

Insulation	Mains	LED
Mains	N/A	SELV (double)
LED	SELV (double)	N/A

Dimensions and weight

Specification item	Value	Unit	Condition
Length (A1)	140	mm	
Width (B1)	37.0	mm	
Height (C1)	25.0	mm	
Fixing hole distance (A2)	130.0	mm	
Fixing hole diameter (D1)	4.4	mm	
Weight	220	gram	



Operational temperatures and humidity

Specification item	Value	Unit	Condition
Driver ambient temperature	-30...+40	°C	
Maximum housing temperature	80	°C	
Maximum housing temperature	120	°C	In case of failure
Relative humidity *	10...90	%	Non-condensing
Noise and hum	≤ 20	dB	
Driver IP rating	IP56		Driver is for built-in use only

*: The LED Power Driver is intended for built-in outdoor & indoor use only. The driver should not be directly exposed to the elements like snow, water and ice.

Storage temperature and humidity

Specification item	Value	Unit	Condition
Ambient temperature	-30...+60	°C	
Relative humidity	5...95	%	Non-condensing

Lifetime

Specification item	Value	Unit	Condition
Rated driver lifetime	50,000	hours	Driver Tamb ≤ 40°C Maximum failures = 10%

Features

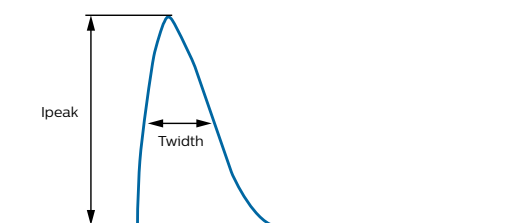
Specification item	Value	Remark	Condition
Open load protection	Yes		Automatic recovering
Shortcircuit protection	Yes		Hiccup mode, automatic recovering
Overvoltage protection	Yes		28 ... 34V, hiccup mode
Overpower protection	Yes		Automatic recovering
Hot wiring	Yes		
Suitable for insulation class applications	I and II		Per IEC60598

Certificates and standards

Specification item	Value
Approval marks	CE / CB / VDE / c-UL / PSE / SELV / CSA, class 2 power supply

Inrush current

Specification item	Value	Unit	Condition
Inrush current Ipeak	50	A	Input voltage 230Vac
Inrush current Twidth	180	µs	Input voltage 230Vac, measured at 50% Ipeak
Typical number of drivers	Max. 15	pcs	MCB 16A B type, mains impedance 200mΩ + 400µH



MCB	Rating	Relative number of LED drivers *
B	6A	37%
B	10A	63%
B	13A	81%
B	16A	100%
B	20A	125%
B	25A	156%
C	6A	63%
C	10A	104%
C	13A	135%
C	16A	170%
C	20A	208%
C	25A	260%
D	6A	125%
D	10A	104%
D	13A	135%
D	16A	170%
D	20A	208%

*: Please check that cable cross sectional area corresponds with MCB rating

Driver touch current

Specification item	Value	Unit	Condition
Typical touch current	< 0.7	mA peak	Acc. IEC61347-1 at 230Vac 50/60Hz LED module contribution not included

Surge immunity

Specification item	Value	Unit	Condition
Mains surge immunity (diff. mode)	1.0 / 0.5	kV / kA	L-N, acc. IEC61000-4-5. 2 Ohm, 1,2/50µs, 8/20µs
Mains surge immunity (comm. mode)	2.0	kV	L/N – GND acc. IEC61000-4-5. 12 Ohm, 1,2/50µs, 8/20µs



©2017 Philips Lighting Holding B.V. All rights reserved. This document contains information relating to Philips Lighting product portfolio. Note that the information provided is subject to change. Philips Lighting does not give any representation or warranty as to the accuracy or completeness of the information included herein and shall not be liable for any action in reliance thereon. The information presented in this document is not intended as any commercial offer and does not form part of any quotation or contract. Trademarks are the property of Koninklijke Philips N.V., Philips Lighting Holding B.V. or their respective owners.

www.philips.com/technology