


PHILIPS

CertaDrive

LED driver



Datasheet

CertaDrive LED drivers – Linear HV non-isolated

CertaDrive 44W 0.35A 126V 230V

9290 021 06780

Fixed current/voltage LED drivers for high volume LED propositions

The CertaDrive LED drivers are designed to fulfill the market need for essential lighting. The CertaDrive LED drivers offer basic specifications such as specific current and voltage settings, optimal to operate CertaFlux LED modules. Life time of the driver is set at 50,000 hours. Philips will extend the portfolio of CertaDrive LED drivers to match high volume CertaFlux LED line propositions as well as high volume opportunities of other LED board manufactures.

Benefits

- Design freedom
- Optimized to operate CertaFlux LED lines
- 3-years warranty

Features

- Small dimensions
- Specific current and voltage
- 50,000 hours life time
- Fast Time to Market

Application

- Waterproof luminaires
- Recessed, surface and suspended luminaires in offices

Electrical input data

Specification item	Value	Unit	Condition
Rated input voltage range	220...240	V _{ac}	Performance range
Rated input voltage	230	V _{ac}	
Rated input frequency range	50...60	Hz	Performance range
Rated input current	0.22	A	@ rated output power @ rated input voltage
Rated input power	48	W	@ rated output power @ rated input voltage
Power factor	0.9		@ rated output power @ rated input voltage
Total harmonic distortion	20	%	@ rated output power @ rated input voltage
Efficiency	90	%	@ rated output power @ rated input voltage
Rated input voltage DC range	186...250	V _{dc}	Performance range
Input voltage AC range	202...254	V _{ac}	Operational range
Input frequency AC range	47.5...63	Hz	Operational range
Isolation input to output	No		

Electrical output data


Specification item	Value	Unit	Condition
Regulation method	Constant Current		
Output voltage	75...126	V _{dc}	
Output voltage max.	300	V	Maximum output voltage (rms)
Output current	0.35	A	Fixed output current
Output current tolerance ±	8	%	
Output current ripple LF	≤ 30	%	Ripple = peak / average, < 3kHz
Output current ripple HF	≤ 30	%	
Output power	26.3...44	W	

Electrical data controls input

Specification item	Value	Unit	Condition
Control method	Fixed		

Wiring and Connections

Specification item	Value	Unit	Type
Input wire cross-section	0.5...1.5 / 20...16	mm ² / AWG	Type250, solid / stranded wire
Input wire strip length	8.5...9.5	mm	
Output wire cross-section	0.5...1.5 / 20...16	mm ² / AWG	Type250, solid / stranded wire
Output wire strip length	8.5...9.5	mm	
Maximum cable length	4	m	Total length of wiring including LED module, one way

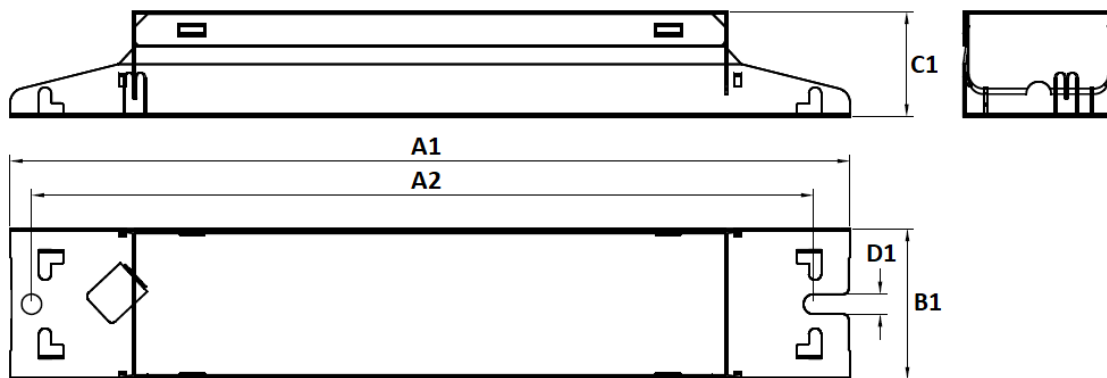


Insulation

Insulation per IEC61347-1	Input	Output	Housing
Input		Non	Basic
Output	Non		Basic
Housing	Basic	Basic	

Dimensions and weight

Specification item	Value	Unit	Tolerance (mm)
Length (A1)	168	mm	
Mounting hole distance (A2)	156.4	mm	
Width (B1)	30.2	mm	
Height (C1)	21	mm	
Mounting hole diameter (D1)	4	mm	
Weight	115	gram	



Logistical data

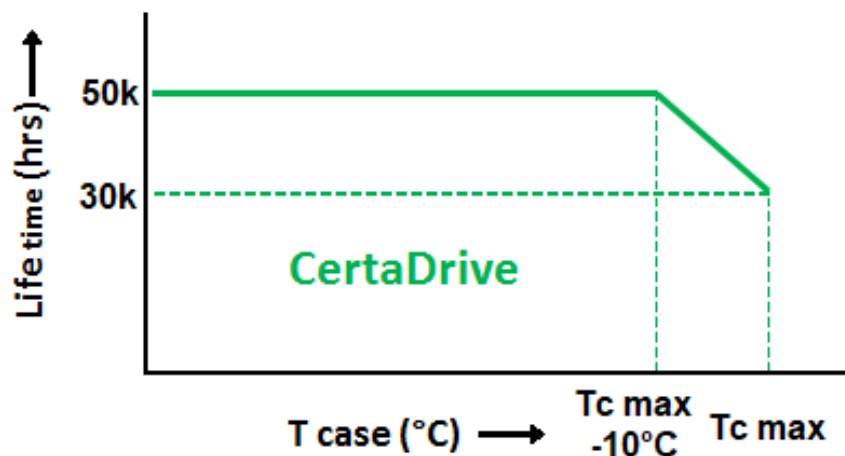
Specification item	Value
Product name	CertaDrive 44W 0.35A 126V 230V
EOC	692234190477600
Logistic code 12NC	9290 021 06780
EAN1 (GTIN)	6922341904776
EAN3 (box)	6922341904783
Pieces per box	50

Operational temperatures and humidity

Specification item	Value	Unit	Condition
Ambient temperature	-20...+50	°C	Higher ambient temperature allowed as long as Tcase-max is not exceeded
Starting Ambient temperature	-20...+50	°C	
Tcase-max	80	°C	Maximum temperature measured at Tcase-point
Tcase-life	70	°C	Measured at Tcase-point
Maximum housing temperature	110	°C	In case of a failure, inherent by design
Relative humidity	10...90	%	Non-condensing

Lifetime

Specification item	Value	Unit	Condition
Driver lifetime	50,000	hours	Measured temperature at Tcase-point is Tcase-life. Maximum failures = 10%



Storage temperature and humidity

Specification item	Value	Unit	Condition
Ambient temperature	-25...+85	°C	
Relative humidity	5...95	%	Non-condensing

Programmable features

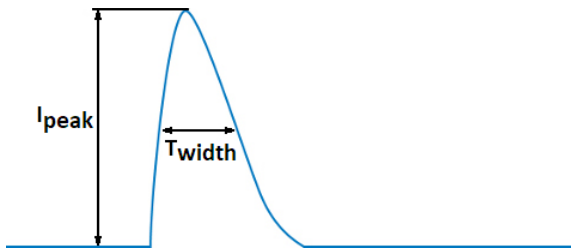
Specification item	Available	Default setting	Condition
Set Adjustable Output Current (AOC)	No	350 mA	Fixed output current
LED Module Temperature Protection (MTP)	No		
Constant Light Output (CLO)	No		
Corridor Mode	No		
DC emergency (DCemDim)	No		

Features

Specification item	Value		Condition
Open load protection	Yes		Automatic recovering
Short circuit protection	Yes		Automatic recovering
Over power protection	Yes		Automatic recovering
Hot wiring	No		
Suitable for fixtures with protection class	I		per IEC60598
Energy metering (DALI part 252)	No		
Diagnostics	No		

Inrush current

Specification item	Value	Unit	Condition
Inrush current I_{peak}	5.56	A	Input voltage 230V
Inrush current T_{width}	47	μs	Input voltage 230V, measured at 50% I_{peak}
Drivers / MCB 16A type B	≤ 45	pcs	Indicative value



MCB	Rating	Relative number of LED drivers
B	4A	25%
B	6A	40%
B	10A	63%
B	13A	81%
B	16A	100% (stated in datasheet)
B	20A	125%
B	25A	156%
B	32A	200%
B	40A	250%
C	4A	42%
C	6A	63%
C	10A	104%
C	13A	135%
C	16A	170%
C	20A	208%
C	25A	260%
C	32A	340%
C	40A	415%

Driver touch current / protective conductor current

Specification item	Value	Unit	Condition
Typical Protective Conductor Current (ins. Class I)	0.7	mA rms	Acc. IEC60598-1. LED module contribution not included

Surge immunity

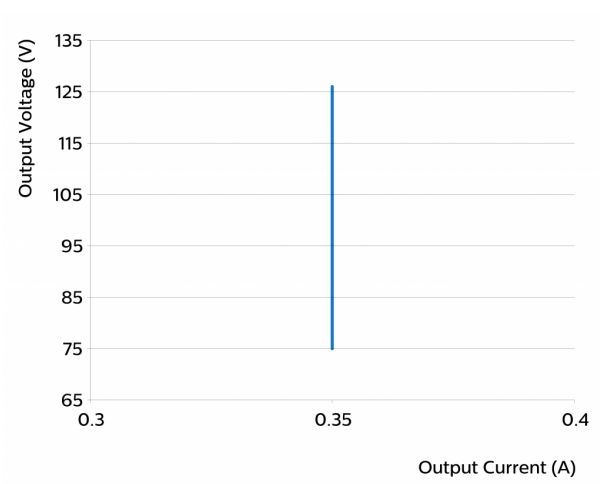
Specification item	Value	Unit	Condition
Mains surge immunity (diff. mode)	1	kV	Acc. IEC61000-4-5. 2 Ohm, 1.2/50us, 8/20us
Mains surge immunity (comm. mode)	2	kV	Acc. IEC61000-4-5. 12 Ohm, 1.2/50us, 8/20us

Application Info

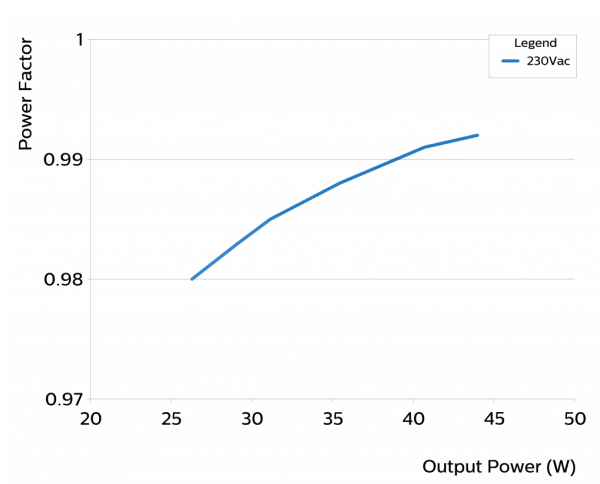
Specification item	Value
Approval marks	CCC / CE / ENEC / RCM / TISI
Ingress Protection classification (IP)	20
Application	Indoor Linear
Mounting Type	Built-in

Graphs

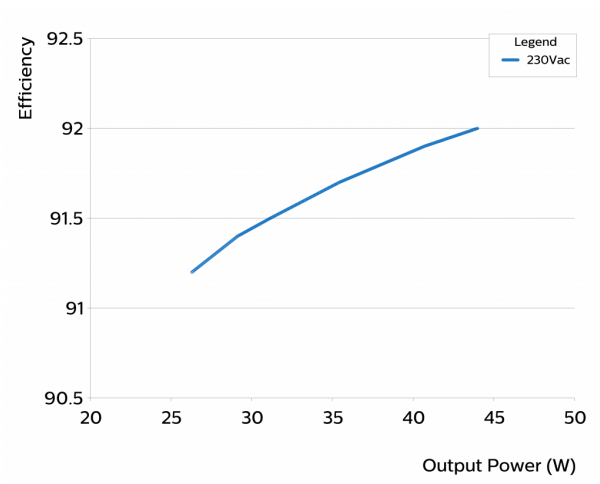
Operating window



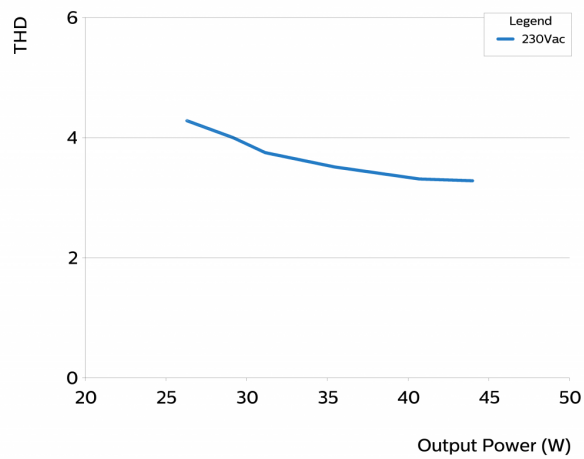
Power factor versus output power



Efficiency versus output power



THD versus output power



©2021 Signify Holding, IBRS 10461, 5600 VB, NL. All rights reserved.
UK importer address: Signify Commercial UK Limited, 3, Guildford Business Park, GU2 8XG.

The information provided herein is subject to change without notice. Signify does not give any representation or warranty as to the accuracy or completeness of the information included herein and shall not be liable for any action in reliance thereon. The information presented in this document is not intended as any commercial offer and does not form part of any quotation or contract, unless otherwise agreed by Signify.

Philips and the Philips Shield Emblem are registered trademarks of Koninklijke Philips N.V. All other trademarks are owned by Signify Holding or their respective owners.

Date of release: March 3, 2021 v2

www.philips.com/oem