

**PHILIPS**

Sensors

EasyAir

SNH210 MC  
SNHB210 MC



SNH210 MC



SNHB210 MC

## Datasheet

# EasyAir SNH210 MC, SNHB210 MC

EasyAir SNH(B)210 MC is the ideal solution for per-fixture control of new light luminaires for high bay applications. It combines occupancy sensing, daylight harvesting and task tuning in a single package for easy assembly in OEM luminaires or installation in the field. EasyAir sensors operate with the established Philips Xitanium SR LED driver standard to make a simple two-wire connection between the sensor and the driver, thus eliminating the need for multiple components and auxiliary devices. The result is a cost-effective and easy-to-design-in solution ideal for energy-savings. An intuitive app makes configuration and commissioning during and after installation fast and easy using the Philips MasterConnect app.

Easy Air SNH(B)210 MC is commissioned and configured via the Bluetooth available on modern smartphones. The sensors do not require gateways, network connections or dashboards. The sensors in the group communicate to each other via Zigbee for simple area-based control. It is an uncomplicated means to achieve energy savings in industrial high bay applications while maintaining aesthetics in the space.

### Features

- Occupancy sensing, daylight harvesting and task tuning in one device
- Groups/networks up to 120 lights
- 2-wire connection, with Xitanium SR drivers or SR bridge
- Selection of luminaires using a list based on BLE or pointing with a flashlight.
- Simple grouping of luminaires to a wireless switch with Philips MasterConnect app.
- Simple room level energy reporting with CSV file saved on the phone
- Configuration of sensor parameters- if desired - using Philips MasterConnect app, available on Google PlayStore and in Apple App Store for free
- 5m to 16m mounting height; IP65 rated

### Benefits

- Combines functionality to reduce need for multiple components
- Quick task tuning in the field to optimize light and power levels
- Cost-effective solution for energy-savings
- 5-year limited system warranty with Philips Xitanium LED drivers
- Configuration and commissioning from the floor via Bluetooth
- Compatibility with qualified gateways

### Applications

- Warehouses
- Assembly areas
- Cold storage

## Ordering data

Commercial product name	Description	EOC	12NC	MOQ
EasyAir SNH210 MC	industry sensor advanced grouping, wire exit at side	871951430286000	9290 028 32206	10 pcs
EasyAir SNHB210 MC	industry sensor advanced grouping, wire exit at backside	871951430293800	9290 028 32306	10 pcs

## Product Data

### Physical Information

Overall Dimensions	Refer to drawing
Housing (Luminaire Hole)	M20 threaded nipple for M20 knockout (SNH210 MC)
Net Weight per Piece	185gm
Color	Light gray housing (RAL7035), translucent cover
Wiring	(2) 18AWG wires, unpolarized; 60cm length; 8mm strip length

### Electrical Information

Input Voltage	Powered by SR driver low voltage interface
Current Consumption	13mA at 15V (average)
Nominal Power Consumption	200mW (average)
Standby Power	<1W at fixture level including driver standby power
Activation	Sensors regulate light output out of the box with default settings

### Occupancy Sensing

Type	Passive infrared (PIR)
Occupancy Based Control	Default enabled
Occupancy Mode	Auto-on/auto-off; Manual-on/auto-off ; Manual-on / manual-off
Group/Zone Occupancy Sharing	Enabled/disabled
Group/Zone Lighting Behavior	Background level/Eco-on level
Eco-On Level	1% - 100%
Hold Time	2 minutes - 100 minutes
Viewing Angle	±27°
Background Light Level	1% - 100%
Prolong Time	2 minutes - 100 minutes, or infinite
Grace Fading	1 second - 25 seconds
Response Time/Fading to Switch On/Off	1 second

### Daylight Sensing

Daylight based control	Enabled/disabled. Default Enabled with target light level of “~150lux X Eco-ON%”.
Calibration	Selectable. Light Level calibrated to “Max light output from fixture X Eco-ON%”.
Viewing Angle	+/- 10°

## EasyAir SNH210 MC, SNB210 MC

### Task Tuning

Full light setting	0% - 100%
Tunable White	With Philips FlexTune driver, default factory setting: 4000K

### Environment & Approbation

Operating Ambient Temperature Range	-30°C to +65°C
Ingress Protection (IP) Rating	Tested for compliance to IP65 by Dekra
Operating Humidity Range	20% to 85% relative humidity
Storage Temperature Range	-30°C to +80°C
Max Case Temperature (Tcase)	+65°C
Agency Approbations	CE, ENEC, UKCA, RED, EMC, RCM, SRRC
Warranty	5 years
Digital Interface	Xitanium SR

### Other

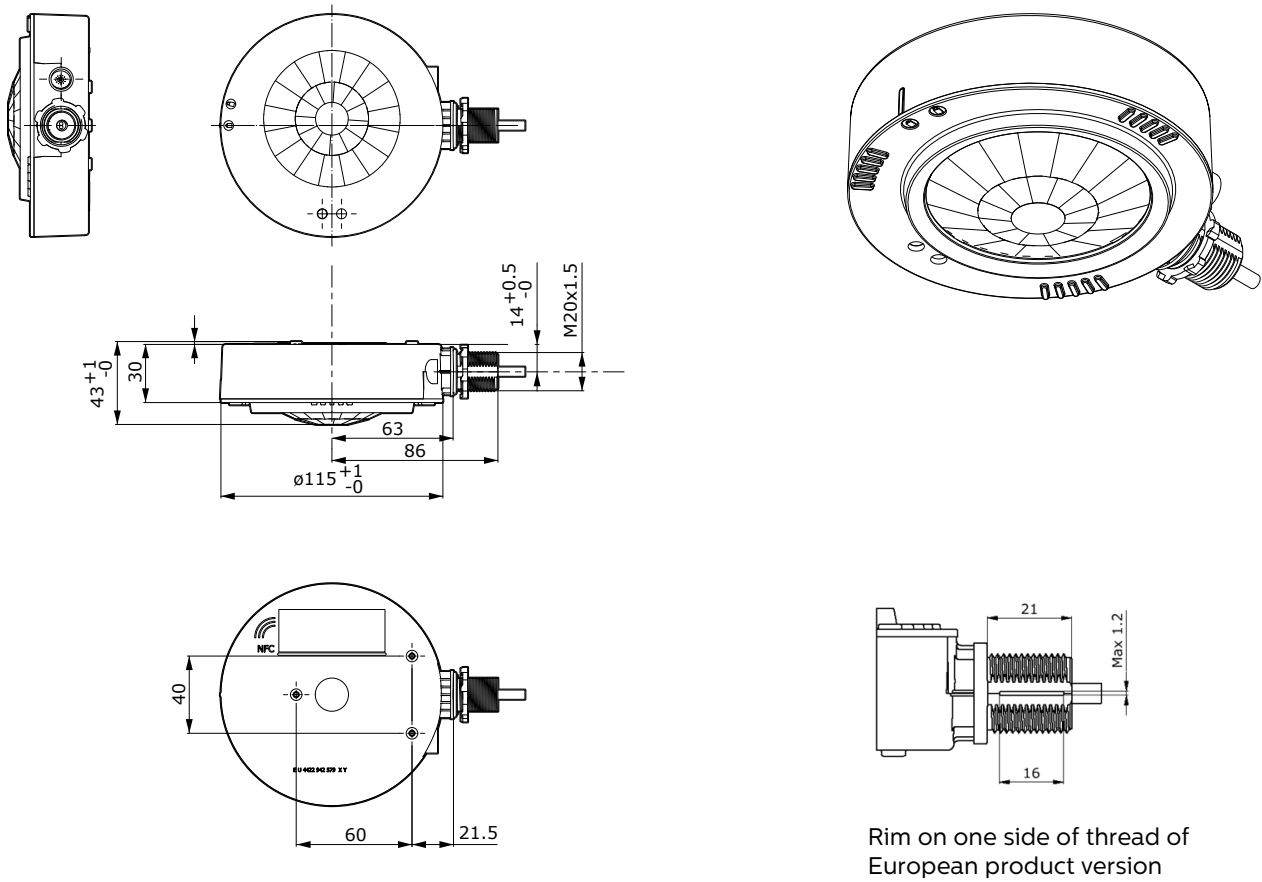
Wireless Protocol	Zigbee, IEEE 802.15.4, Bluetooth Low Energy
Encryption	AES-128
Energy reporting	Group/Room level using Philips MasterConnect App. Report saved as CSV file on the phone.
No. SR-Drivers per Sensor	4 max (Limited to 1 driver per sensor for support of Tunable White and Energy Reporting features)
Max Distance Switch-to-First Sensor	15m line-of-sight
Max Distance Sensor-to-Sensor	15m line-of-sight
Max no. Sensors per Group	120
No. of Zones per Group	15 max.
No. Switches per Group	15 max, 5 max per zone
Mounting Height	5m to 16m
Field Configuration	via Bluetooth with Philips MasterConnect app

## Compatible LED Drivers

Logistic code 12NC	Description
9290 015 05006	Xitanium 75W 0.7-2.0A 54V SR 230V
9290 015 46406	Xitanium SR Bridge built-in
9290 015 46506	Xitanium SR Bridge independent
9290 015 16306	Xitanium 36W 0.3-1A 54V SR 230V
9290 016 95806	Xitanium 150W 0.2-0.7A 300V SR 230V iXt
9290 016 95706	Xitanium 100W 0.15-0.5A 300V SR 230V iXt
9290 016 95606	Xitanium 100W 0.25-0.7A 220V SR 230V
9290 016 95506	Xitanium 60W 0.08-0.35A 300V SR 230V
9290 016 95406	Xitanium 60W 0.08-0.35A 220V SR 230V
9290 016 95306	Xitanium 35W 0.08-0.35A 150V SR 230V
9290 016 93706	Xitanium 36W 0.08-0.4A 220V SR FlexTune 230V
9290 016 93806	Xitanium 75W 0.15-0.7A 220V SR FlexTune 230V
9290 028 61106	Xitanium 20W WH 0.15-0.5A 54V SR Is 230V
9290 028 61206	Xitanium 36W WH 0.3-1.05A 54V SR Is 230V
9290 028 61306	Xitanium 50W WH 0.7-1.5A 54V SR Is 230V
9290 029 33606	Xitanium 36W 0.3-1.0A 54V SR 230V G2
9290 029 33706	Xitanium 75W 0.7-2.0A 54V SR 230V G2
9290 021 78906	Xi SR 22W 0.3-1.0A SNEMP 230V C133 sXt
9290 021 78806	Xi SR 22W 0.2-0.7A SNEMP 230V C133 sXt
9290 021 79006	Xi SR 40W 0.2-0.7A SNEMP 230V C133 sXt
9290 021 79106	Xi SR 40W 0.3-1.0A SNEMP 230V C133 sXt
9290 021 71906	Xi SR 75W 0.2-0.7A SNEMP 230V S240 sXt
9290 028 08406	Xi SR 75W 0.2-0.7A SNEMP 230V C150 sXt
9290 021 72006	Xi SR 75W 0.3-1.0A SNEMP 230V S240 sXt
9290 028 08506	Xi SR 75W 0.3-1.0A SNEMP 230V C150 sXt
9290 028 27206	Xi SR 75W 0.2-1.0A SNEMP 230V C150 sXt
929002859506	Xi SR 75W 2: 0.3-1.0A SNEMPF 230V C170 sXt
9290 028 08606	Xi SR 110W 0.2-0.7A SNEMP 230V C150 sXt
9290 028 08706	Xi SR 110W 0.3-1.0A SNEMP 230V C150 sXt
929002859606	Xi SR 110W 0.2-1.0A SNEMP 230V C150 sXt
9290 021 72106	Xi SR 150W 0.2-0.7A SNEMP 230V S240 sXt
9290 021 72206	Xi SR 150W 0.3-1.0A SNEMP 230V S240 sXt
9290 016 63206	Xi SR 165W 0.3-1.0A SNEMP 230V C170 sXt
9290 016 63106	Xi SR 165W 0.2-0.7A SNEMP 230V C170 sXt

Specifications available at [www.lighting.philips.co.uk/oem-emea/support/technical-downloads](http://www.lighting.philips.co.uk/oem-emea/support/technical-downloads)

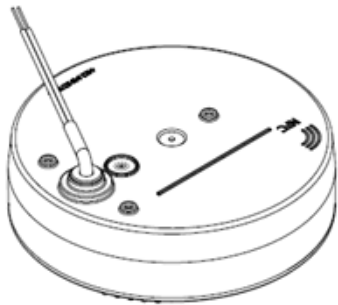
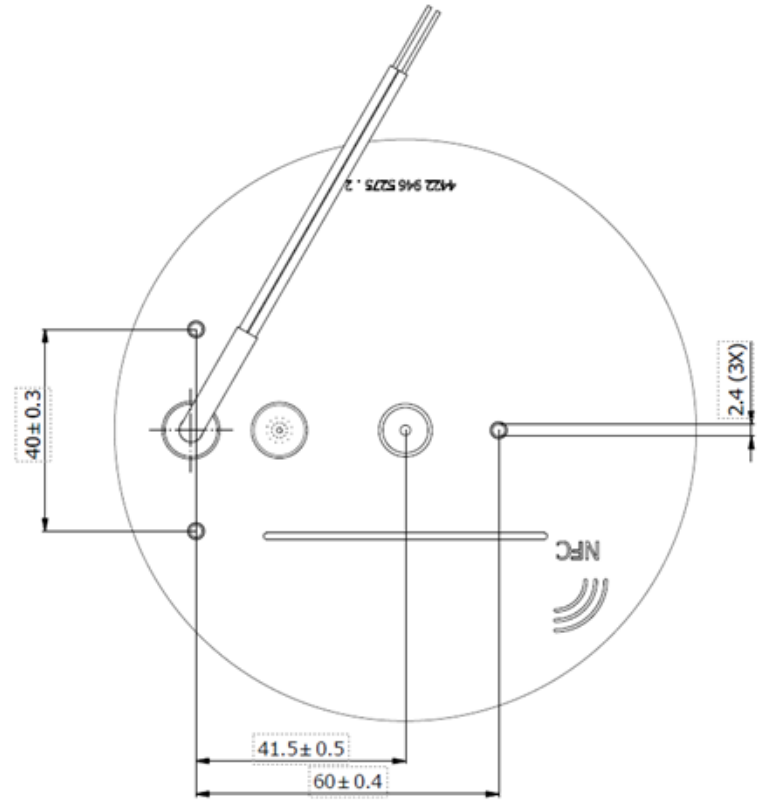
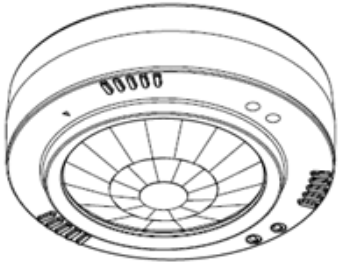
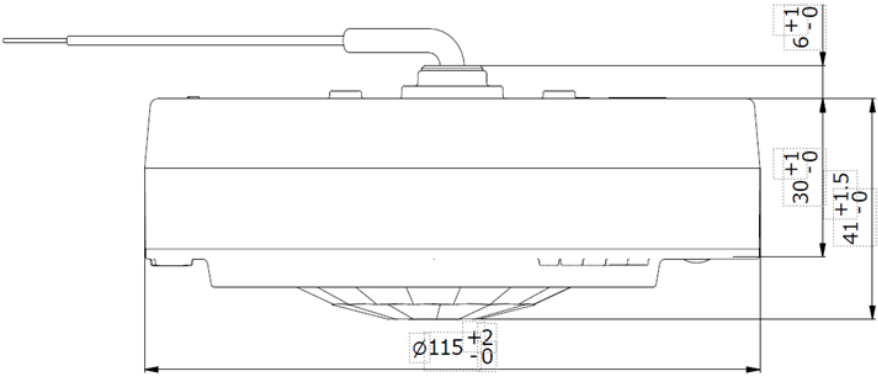
Sensor Dimensions SNH210 MC (mm)



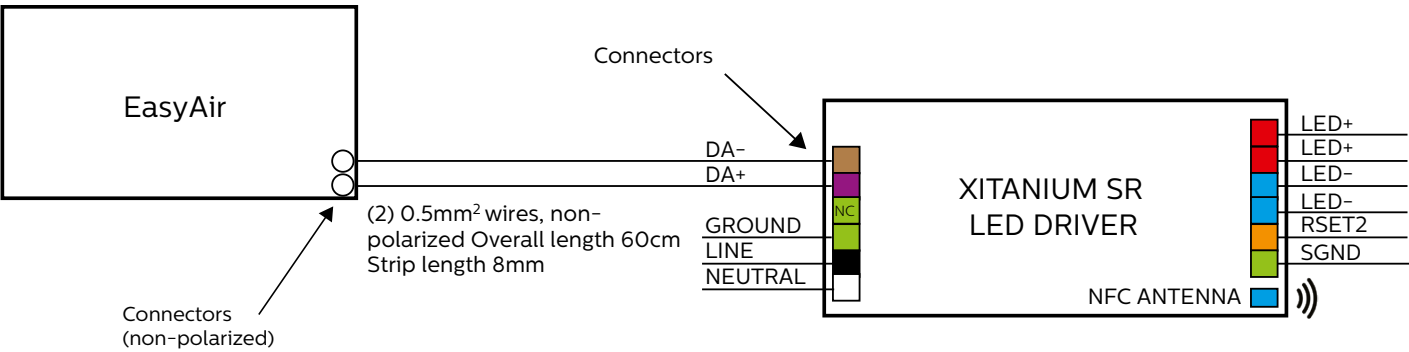
Rim on one side of thread of European product version



Sensor Dimensions SNHB210 MC (mm)



Wiring Diagram



**Note:** Above depicts connecting wires from sensor to Xitanium SR drivers that include connectors. For connection to Xitanium SR drivers that include leads, use wirenuts suitable for 18AWG solid wire.

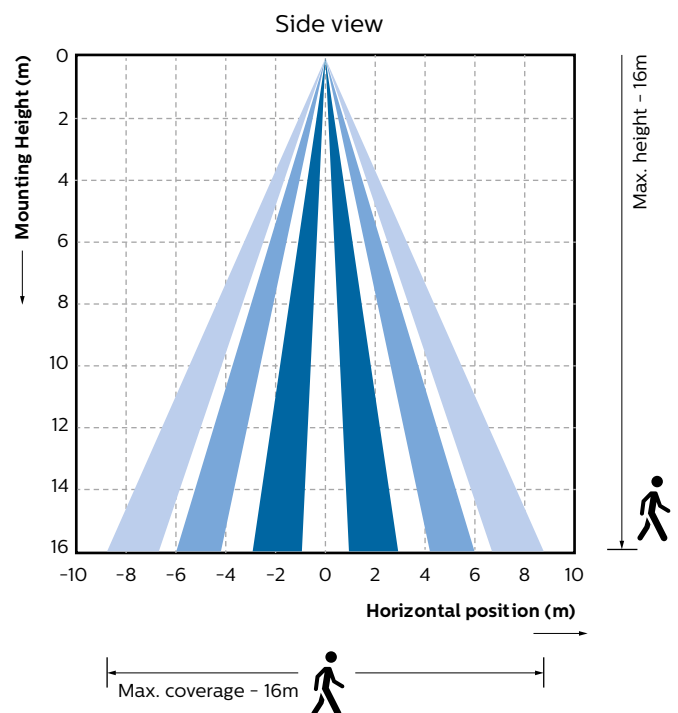
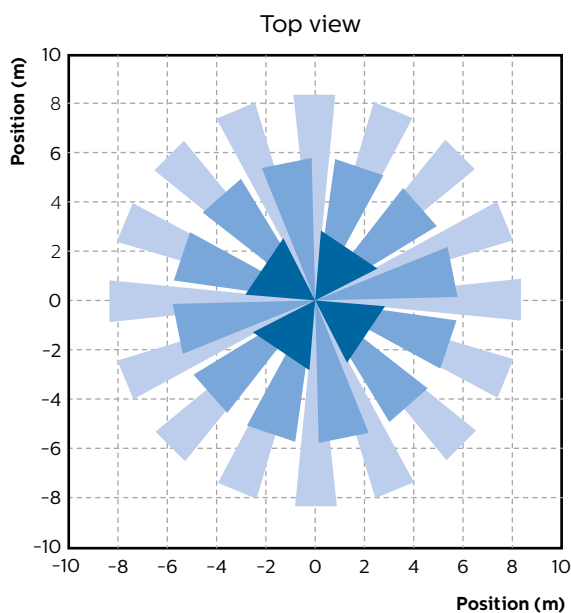
## Occupancy sensing detection patterns

The plots below show the top and side view of the occupancy coverage based on NEMA test, an industry standard.

In the side view, it is visible that coverage ratio of mounting height: diameter at ground level is at maximum 1:1. For example if the mounting height is 12m, the maximum diameter coverage is 12m.

### Disclaimer:

1. In these plots, the white areas are blind spots and the detection is based on subject's motion. An idle subject may not continue to trigger occupancy detection once the hold time expires.
2. As PIR based sensing works on temperature difference between the subject and the ground level, the occupancy detection could vary due to clothing and size of subject.

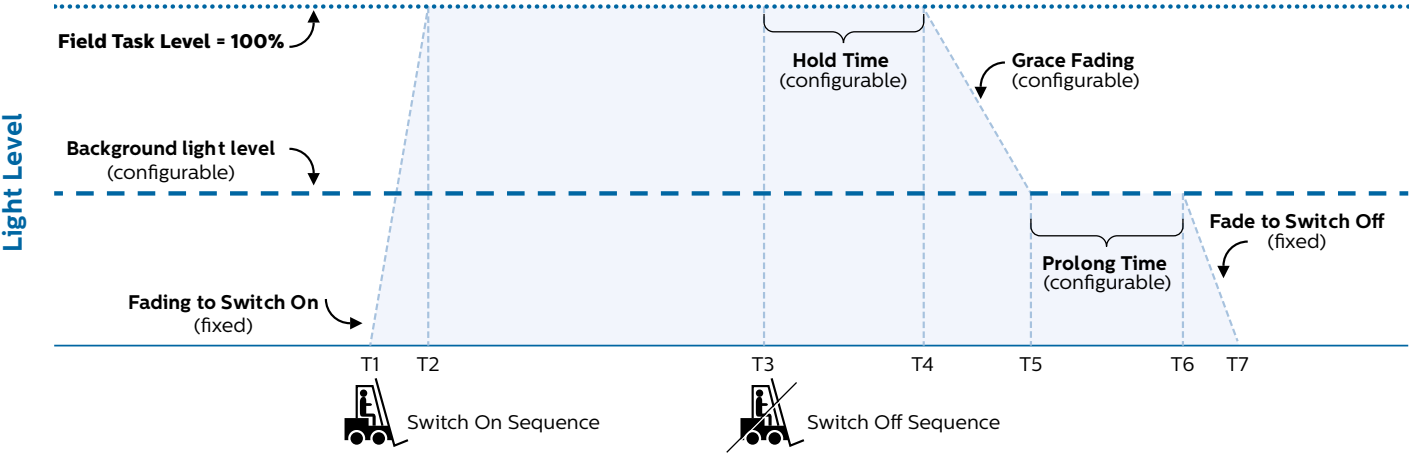


### Warning:

Place heat radiating devices outside of the monitoring cone.  
Avoid drafts (e.g. from ventilators or heating systems).

Occupancy Sensing (continued)

Full-On Sequence (Default)  
Eco-On Level = Field Task Level





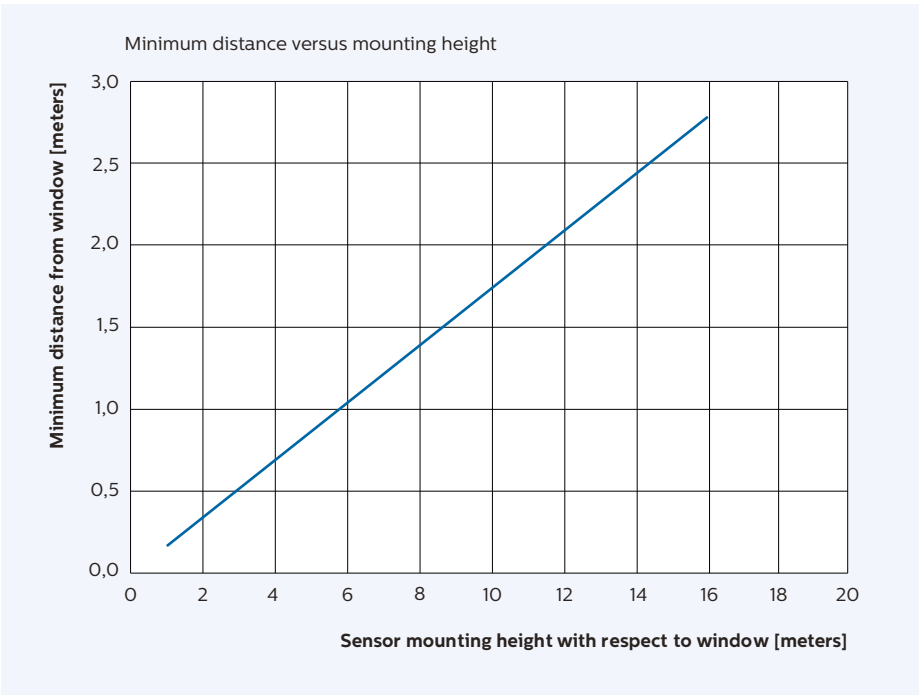
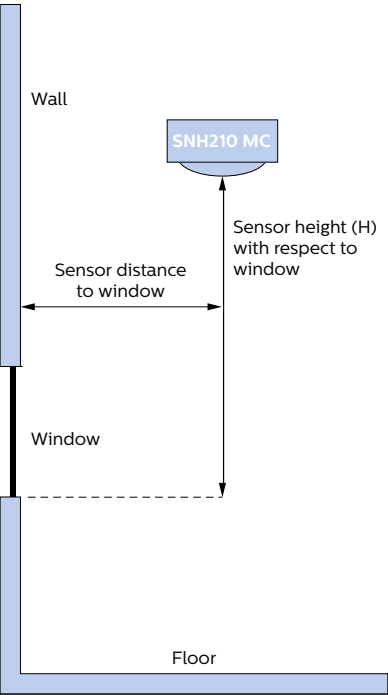
Daylight Sensor

The light sensor measures the total amount of light with an opening angle of 10° whereas PIR has 27°, all calculated from normal. The following aspects should be observed during installation:

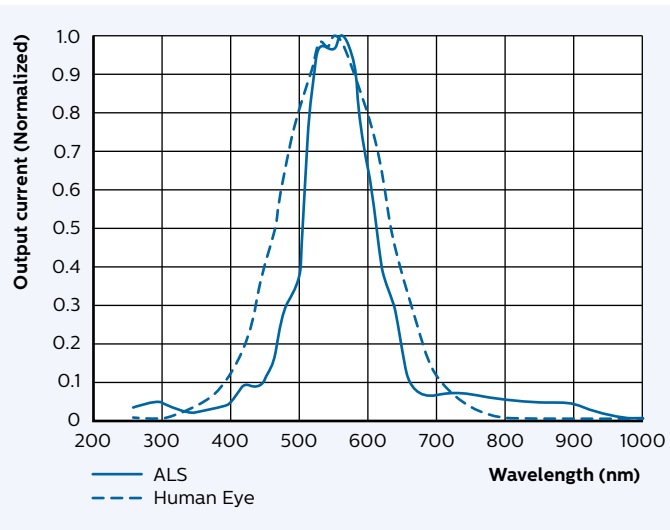
- Minimum distance from the window – refer below graph
- Prevent light reflections from outside entering the sensor (for example sunlight reflection from a car/truck bonnet) as this will lead to incorrect light regulation.

As a guideline the formula  $0.174 \times H$  can be used to calculate the minimum horizontal distance between the window and sensor whereby H is the height measured from the bottom of the window to the sensor.

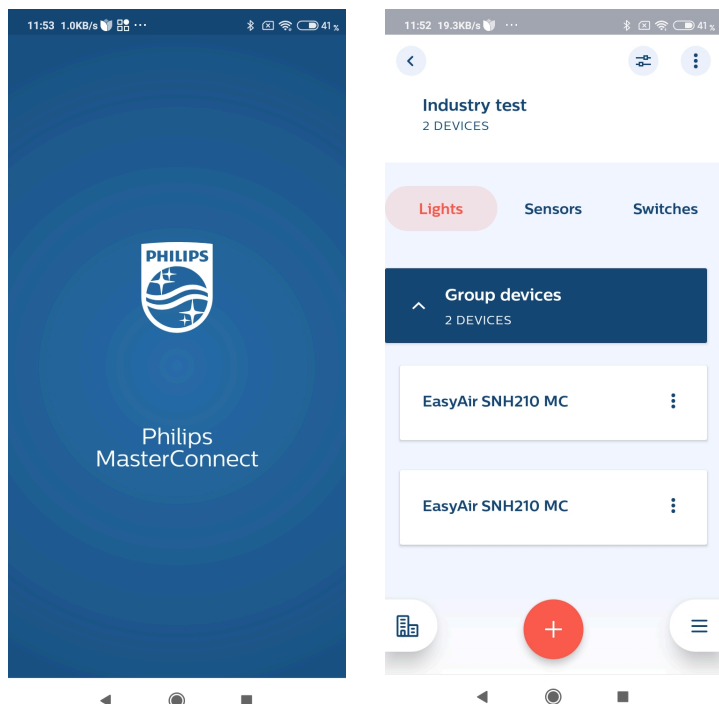
Photosensor spatial response



Photosensor spectral response



### Philips MasterConnect app



EasyAir SNH(B) 210 MC parameters can be commissioned and configured with the Philips MasterConnect app.

This app allows grouping of luminaires and adding switches along with easy configuration of EasyAir SNH(B)210 MC parameters.

Download Philips MasterConnect app from the Google Play Store or the Apple App Store. For details see the app manual on our website:

<https://www.lighting.philips.co.uk/oem-emea/support/technical-downloads>

### Default Factory Settings

Occupancy based control	Enabled
Daylight Based Control	Enabled
Occupancy Mode	Auto-on/off
Group/Zone Occupancy Sharing	Enabled
Group/Zone Lighting Behaviour	Background level
Zone Occupancy Sharing	Disabled
Field Task Tuning	100%
Eco-On Level	100%
Background Light Level	20%
Hold Time	10 minutes
Prolong Time	10 minutes
Grace Fading	10 seconds
Fade to Switch On	1 second (fixed value)
Fade to Switch Off	1 second (fixed value)

### Compliance to Radio Equipment Directive (RED)

The Directive ensures a single market for Radio and Telecommunication Terminal Equipment by setting harmonized standards for safety and health, electromagnetic compatibility and the efficient use of the radio spectrum. This applies to all products using the radio frequency spectrum. This device is compliant to the underlying harmonized standards which is verified by an independent Notified Body. Any changes or modifications not expressly approved by Signify could void the user's authority to operate this equipment. This product is intended for commercial use only.

Hereby, Signify declares that the radio equipment type EasyAir is in compliance with Directive 2014/53/EU. The full text of the EU declaration of conformity and technical information is available on the website:

<https://www.lighting.philips.co.uk/oem-emea/support/technical-downloads>

### License notice

This product includes software licensed under terms that require Signify B.V. to display the following notice:

CmBacktrace 1.3

armink/CmBacktrace is licensed under the MIT License (MIT)

Copyright (c) 2016–2019 Armink (armink.ztl@gmail.com)

Permission is hereby granted, free of charge, to any person obtaining a copy of this software and associated documentation files (the 'Software'), to deal in the Software without restriction, including without limitation the rights to use, copy, modify, merge, publish, distribute, sublicense, and/or sell copies of the Software, and to permit persons to whom the Software is furnished to do so, subject to the following conditions:

The above copyright notice and this permission notice shall be included in all copies or substantial portions of the Software.

THE SOFTWARE IS PROVIDED 'AS IS', WITHOUT WARRANTY OF ANY KIND, EXPRESS OR IMPLIED, INCLUDING BUT NOT LIMITED TO THE WARRANTIES OF MERCHANTABILITY, FITNESS FOR A PARTICULAR PURPOSE AND NONINFRINGEMENT. IN NO EVENT SHALL THE AUTHORS OR COPYRIGHT HOLDERS BE LIABLE FOR ANY CLAIM, DAMAGES OR OTHER LIABILITY, WHETHER IN AN ACTION OF CONTRACT, TORT OR OTHERWISE, ARISING FROM, OUT OF OR IN CONNECTION WITH THE SOFTWARE OR THE USE OR OTHER DEALINGS IN THE SOFTWARE.

## Disclaimer

---

© 2023 Signify Holding. All rights reserved. The information provided herein is subject to change, without notice. Signify does not give any representation or warranty as to the accuracy or completeness of the information included herein and shall not be liable for any action in reliance thereon. The information presented in this document is not intended as any commercial offer and does not form part of any quotation or contract, unless otherwise agreed by Signify.



© 2023 Signify Holding. All rights reserved. The information provided herein is subject to change, without notice. Signify does not give any representation or warranty as to the accuracy or completeness of the information included herein and shall not be liable for any action in reliance thereon. The information presented in this document is not intended as any commercial offer and does not form part of any quotation or contract, unless otherwise agreed by Signify.

[www.lighting.philips.co.uk/oem-emea/products/connected-lighting](http://www.lighting.philips.co.uk/oem-emea/products/connected-lighting)

Philips and the Philips Shield Emblem are registered trademarks of Koninklijke Philips N.V. All other trademarks are owned by Signify Holding or their respective owners.  
UK importer address: 3 Guildford Business Park, GU2 8XG

08/2023  
Data subject to change