

# PHILIPS

## Xitanium

### LED driver



## Datasheet

### Xitanium LED drivers – linear LV isolated

#### Xitanium 57W 0.9/1.05A 54V 230V

#### Optimizing Performance

Xitanium LED drivers are designed to operate LED solutions for general lighting applications such as linear lighting in offices, public buildings as well as industrial and retail environments. Xitanium LED drivers with single current output offer industry leading performance and reliability at optimized cost. They are ideal for high volume applications while delivering to specific requirements. These drivers offer the same level of performance as Xitanium adjustable-current linear drivers to ensure high quality of light but, with a specific current setting. In addition, the isolated drivers offer ease of design-in and simpler approbation process.

Xitanium LED drivers are based on Philips experience and knowledge from conventional fluorescent technology. The reliability of the LED solution is further enhanced by specific features that protect the connected LED module, such as reduced ripple current.

#### Benefits

- High reliability underpinned by 5 year warranty
- Assurance of camera and scanner-friendly performance
- Optimized performance at specific output current setting
- Enable simple approbation process to luminaires

#### Features

- Low output current tolerance
- Long lifetime 50,000 hours lifetime at Tc max
- Low ripple output current (4%)

#### Application

- Offices and industry
- For luminaires of protection Class I

## Electrical input data

Specification item	Value	Unit	Condition
Rated input voltage range	220...240	V <sub>ac</sub>	Performance range
Rated input voltage	230	V <sub>ac</sub>	
Rated input frequency range	50/60	Hz	Performance range
Rated input current	0.27/0.31	A	@ rated output power @ rated input voltage
Rated input power	56.0/65.2	W	@ rated output power @ rated input voltage
Power factor	≥ 0.9		@ rated output power @ rated input voltage
Total harmonic distortion	≤ 20	%	@ rated output power @ rated input voltage
Efficiency	≥ 85	%	@ rated output power @ rated input voltage
Input voltage AC range	202...254	V <sub>ac</sub>	Operational range
Input frequency AC range	47.5...63	Hz	Operational range
Isolation input to output	SELV		

## Electrical output data

Specification item	Value	Unit	Condition
Regulation method	Constant Current		
Output voltage	27...54	V <sub>dc</sub>	
Output voltage max.	60	V	Peak voltage at open load
Output current	0.9/1.05	A	Full output current setting
Output current tolerance	± 8	%	
Output current ripple LF	≤ 4	%	Ripple = peak/average
Output current ripple HF	≤ 15	%	Ripple = peak/average
Output power	24.3...49/28.4...57	W	Full output

## Electrical data controls input

Specification item	Value	Unit	Condition
Control method	Fixed		
Galvanic Isolation	No		

## Logistical data

Specification item	Value
Product name	Xitanium 57W 0.9/1.05A 54V 230V
Logistic code 12NC	9290 014 20080
Pieces per box	24

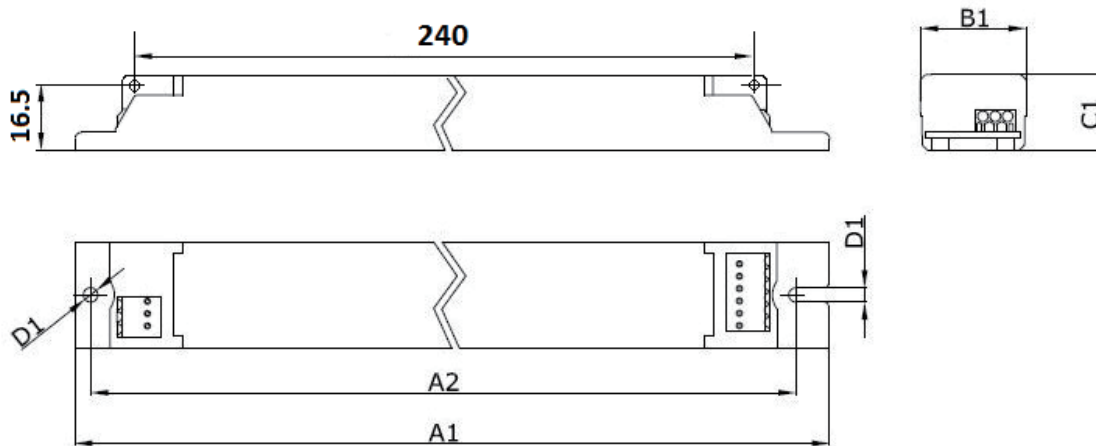
## Wiring & Connections

Specification item	Value	Unit	Condition
Input wire cross-section	0.5...1.5	mm <sup>2</sup>	WAGO744, solid wire
	16...20	AWG	WAGO744, solid wire
Input wire strip length	8...9	mm	
Output wire cross-section	0.5...1.5	mm <sup>2</sup>	WAGO744, solid wire
	16...20	AWG	WAGO744, solid wire
Output wire strip length	8...9	mm	
Maximum cable length	600	mm	Total length of wiring including LED module, one way



## Dimensions and weight

Specification item	Value	Unit	Condition
Length (A1)	280	mm	
Width (B1)	30	mm	
Height (C1)	21	mm	
Fixing hole diameter (D1)	4.1	mm	
Fixing hole distance (A2)	265	mm	
Weight	222	gram	



## Operational temperatures and humidity

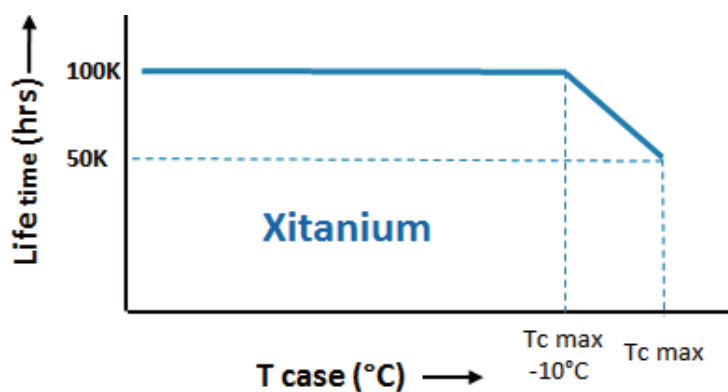
Specification item	Value	Unit	Condition
Ambient temperature	-20...+50	°C	Higher ambient temperature allowed as long as T <sub>case-max</sub> is not exceeded.
T <sub>case-max</sub>	75	°C	Maximum temperature measured at T <sub>case</sub> -point
T <sub>case-life</sub>	65	°C	Measured at T <sub>case</sub> -point
Maximum housing temperature	110	°C	In case of a failure
Relative humidity	10...90	%	Non-condensing

## Storage temperature and humidity

Specification item	Value	Unit	Condition
Ambient temperature	-25...+85	°C	
Relative humidity	5...95	%	Non-condensing

## Lifetime

Specification item	Value	Unit	Condition
Driver lifetime	100,000	hours	Measured temperature at $T_{case}$ -point is $T_{case}$ -life. Maximum failures = 10%



## Programmable features

Specification item	Value	Remark	Condition
Set output current (AOC)		See Design-in guide.	Default output current: = 900/1050 mA
LED module temperature derating (MTP)	No		
Constant Lumen Over Lifetime (CLO)	No		
DC emergency dimming (DCemDIM)	No		

## Features

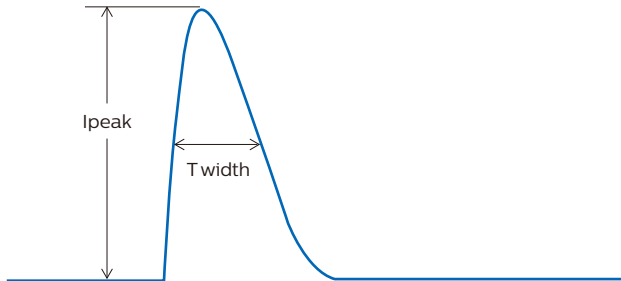
Specification item	Value	Remark	Condition
Open load protection	Yes		Automatic recovering
Short circuit protection	Yes		Automatic recovering
Over power protection	Yes		
Hot wiring	No		
Suitable for fixtures with protection class	I		per IEC60598

## Certificates and standards

Specification item	Value
Approval marks	CB / CCC / CE / ENEC / RCM / TISI
Ingress Protection classification	20

## Inrush current

Specification item	Value	Unit	Condition
Inrush current $I_{peak}$	19.3	A	Input voltage 230V
Inrush current $T_{width}$	230	$\mu s$	Input voltage 230V, measured at 50% $I_{peak}$
Drivers / MCB 16A type B	$\leq 26$	pcs	



MCB	Rating	Relative number of LED drivers
B	10A	63%
B	13A	81%
B	16A	100% (stated in datasheet)
B	20A	125%
B	25A	156%
C	10A	104%
C	13A	135%
C	16A	170%
C	20A	208%
C	25A	260%

## Driver touch current / protective conductor current

Specification item	Value	Unit	Condition
Typical protective conductor current (ins. Class I)	< 0.7	mA rms	Acc. IEC61347-1. LED module contribution not included

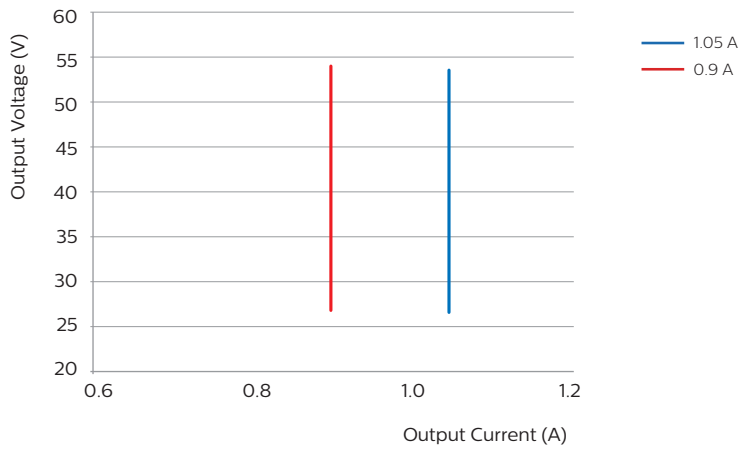
## Surge immunity

Specification item	Value	Unit	Condition
Mains surge immunity (diff. mode)	1	kV	Acc. IEC61000-4-5. 2 Ohm, 1,2/50us, 8/20us
Mains surge immunity (comm. mode)	2	kV	Acc. IEC61000-4-5. 12 Ohm 1,2/50us,8/20us

## Graphs

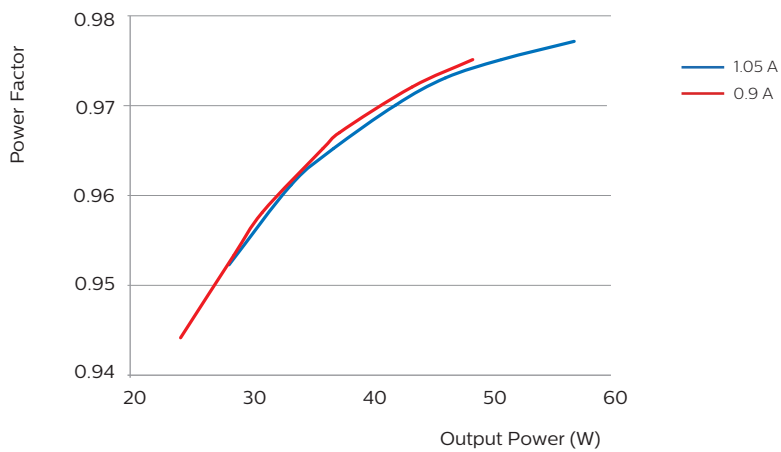
### Operating window

---



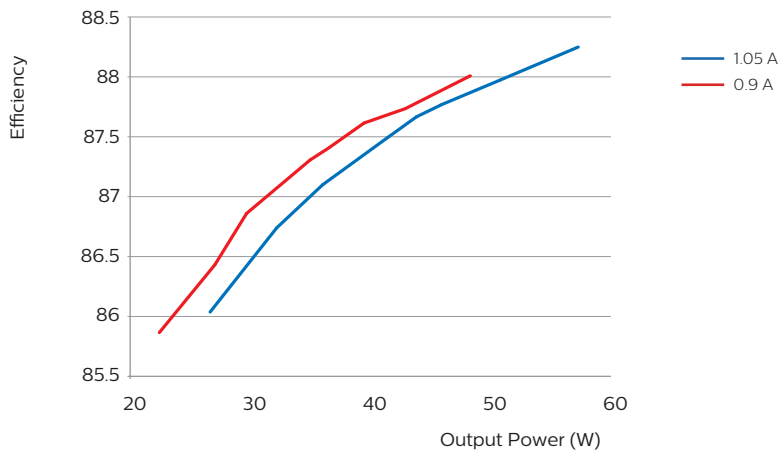
### Power factor versus output power

---



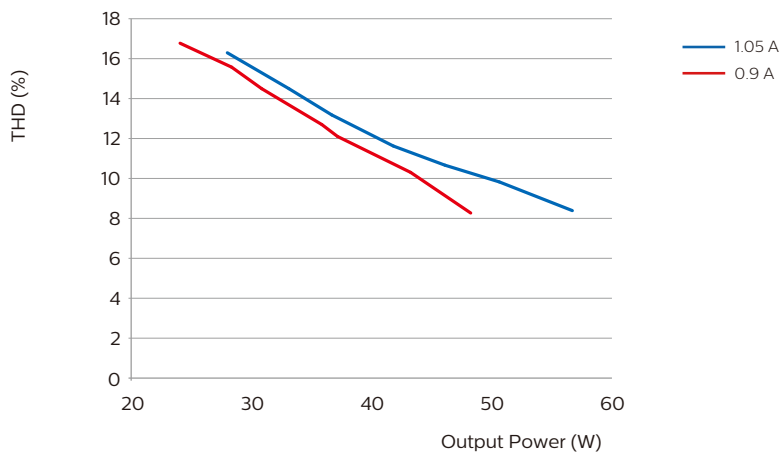
### Efficiency versus output power

---



## THD versus output power

---



© 2019 Signify Holding, IBRS 10461, 5600VB, NL. All rights reserved.

The information provided herein is subject to change, without notice. Signify does not give any representation or warranty as to the accuracy or completeness of the information included herein and shall not be liable for any action in reliance thereon. The information presented in this document is not intended as any commercial offer and does not form part of any quotation or contract, unless otherwise agreed by Signify. Philips and the Philips Shield Emblem are registered trademarks of Koninklijke Philips N.V. All other trademarks are owned by Signify Holding or their respective owners.

Date of release: October 23, 2019

[www.philips.com](http://www.philips.com)