


# PHILIPS

## Xitanium

### LED driver



## Datasheet

### Xitanium G3 HE

Xitanium 23W 0.55/0.6A 38V S 230V

9290 034 63280

#### Enabling future-proof LED technology

Philips Xitanium LED Point drivers are designed to operate with LED COB solutions used in built-in applications such as spot light and track light. Xitanium drivers have common features such as low ripple output current, adjustable output current by jumper wire and 50,000 hours lifetime. They are specifically designed to ensure great EMI performance, high robustness and safe usage.

#### Features

- Efficiency > 90%
- Built in
- Low Ripple less than 3%
- 2 output currents by jumper wire
- 50,000 hours lifetime

#### Benefits

- Provides options for different luminaire designs
- Great EMI performance for easy design-in
- Selectable output current enables flexibility
- Peace of mind with proven reliability

#### Application

- Spot lighting
- Track lighting

## Logistical data

Specification item	Value
Product name	Xitanium 23W 0.55/0.6A 38V S 230V
Logistic code 12NC	9290 034 63280
Pieces per box	200

## Electrical input data

Specification item	Value	Unit	Condition
Rated input voltage range	220...240	V <sub>ac</sub>	Performance range
Rated input voltage	230	V <sub>ac</sub>	
Rated input frequency	50...60	Hz	Performance range
Rated input current	0.12	A	@ full output power @ rated input voltage
Rated input power	24.8	W	@ full output power @ rated input voltage
Power factor	0.95		@ rated output power @ rated input voltage
Total harmonic distortion	20	%	For full performance range, Vin range 220...240V
Efficiency	91.0	%	@ full output power @ rated input voltage @ max. I <sub>out</sub>
Input voltage AC	198...264	V <sub>ac</sub>	Operational range
Input frequency AC	47.5...63	Hz	Operational range
Isolation input to output	SELV		

## Electrical output data

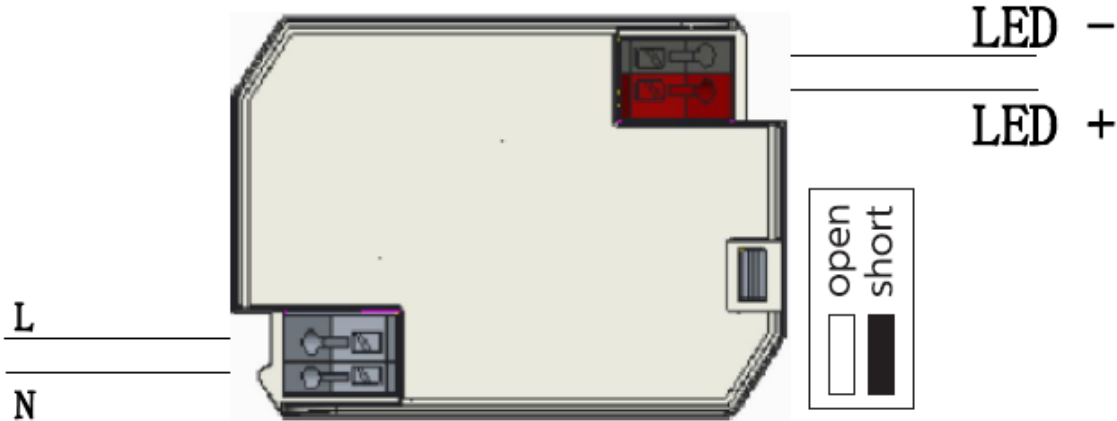
Specification item	Value	Unit	Condition
Regulation method	Constant Current		
Output voltage	30...38	V <sub>dc</sub>	
Output voltage max.	50	V	Maximum output voltage (rms)
Output current	0.55 / 0.6	A	Select output current via the jumper wire
Output current tolerance ±	7.5	%	@full load
Output current ripple LF	≤ 3	%	Ripple = peak / average, < 3kHz
Output current ripple HF	≤ 15	%	
Output P <sub>st</sub> <sup>LM</sup>	≤ 0.1		In entire operating window
Output SVM	≤ 0.1		In entire operating window
Output power	16.5...22.5	W	
Rated output power	22.0	W	

## Electrical data controls input

Specification item	Value	Unit	Condition
Control method	Fixed		

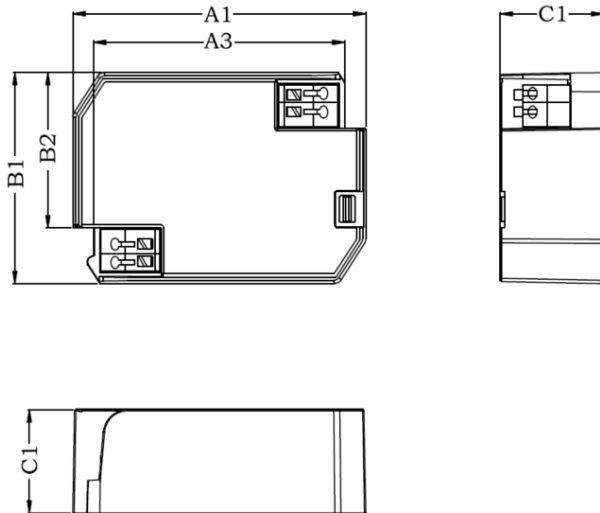
Wiring and Connections

Specification item	Value	Unit	Type
Input wire cross-section	0.5...1.5 / 20...16	mm² / AWG	solid / stranded wire
Input wire strip length	8.5...9.5	mm	
Output wire cross-section	0.5...1.5 / 20...16	mm² / AWG	solid / stranded wire
Output wire strip length	8.5...9.5	mm	
Maximum cable length	0.6	m	Total length of wiring including LED module, one way. For longer wiring please double check EMI behavior of luminaire



## Dimensions and weight

Specification item	Value	Unit	Tolerance (mm)
Length (A1)	59.5	mm	± 0.5
Length (A3)	51.1	mm	± 0.5
Width (B1)	42.8	mm	± 0.5
Width (B2)	31.6	mm	± 0.5
Height (C1)	21	mm	± 0.5
Weight	65.5	gram	
Housing color	White		

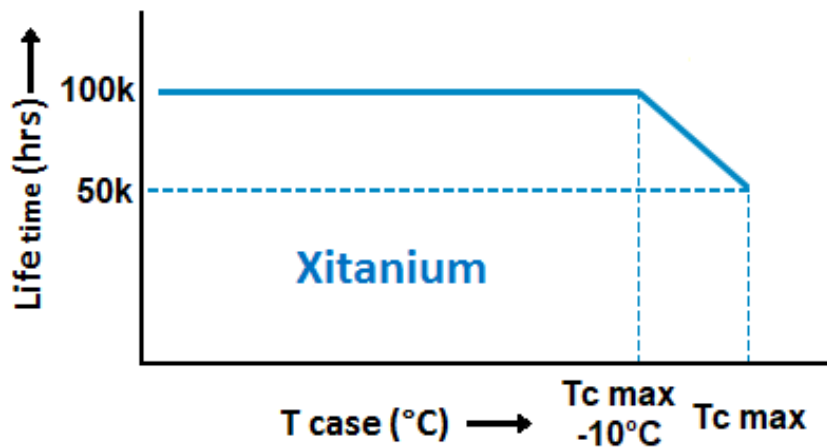


## Operational temperatures and humidity

Specification item	Value	Unit	Condition
Ambient temperature	-20...+60	°C	Higher ambient temperature allowed as long as T <sub>case</sub> -max is not exceeded
T <sub>case</sub> -max	80	°C	Maximum temperature measured at T <sub>case</sub> -point
T <sub>case</sub> -life	80	°C	Measured at T <sub>case</sub> -point
Maximum housing temperature	110	°C	In case of a failure, inherent by design
Relative humidity	10...90	%	Non-condensing

## Lifetime

Specification item	Value	Unit	Condition
Driver lifetime	50,000	hours	Measured temperature at T <sub>case</sub> -point is T <sub>case</sub> -life.



Maximum failures = 10%

Temperature [ $^{\circ}C$ ]	Lifetime	Unit	Condition
80	50000	hr	Temperature measured @ $T_c$ point
75	>50000	hr	
70	>100000	hr	

#### Storage temperature and humidity

Specification item	Value	Unit	Condition
Ambient temperature	-25...+85	$^{\circ}C$	
Relative humidity	5...95	%	Non-condensing

#### Programmable features

Specification item	Available	Default setting	Condition
Set Adjustable Output Current (AOC)	DipSwitch	600 mA	Set the output current via the jumper wire, see wiring diagram for an overview

#### Features

Specification item	Value		Condition
Open load protection	Yes		Automatic recovering
Short circuit protection	Yes		Automatic recovering
Over power protection	Yes		Automatic recovering
Hot wiring	No		
Suitable for fixtures with protection class	II		per IEC60598

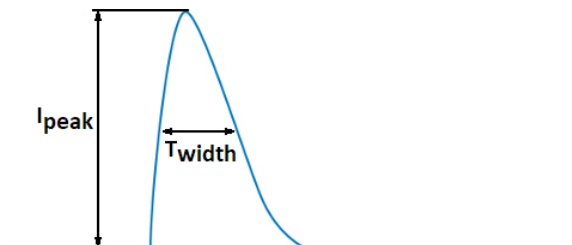
## Inrush current

Specification item	Value	Unit	Condition
Inrush current	19.1	A	Input voltage 230V
Inrush peak width	110	μs	Input voltage 230 V, measured at 50% height
Drivers / MCB 16A type B	≤ 56	pcs	Indicative value at 230V

Please refer to the driver design in guide if you use other MCB-types.

If several mini circuit breakers are used directly side-by-side (without distance pieces)

a correction factor of 80% has to be applied to the rated current



## Driver touch current / protective conductor current / earth leakage current

Specification item	Value	Unit	Condition
Typical Touch Current (ins. Class II)	0.7	mA peak	Acc. IEC61347-1. LED module contribution not included

## Surge immunity

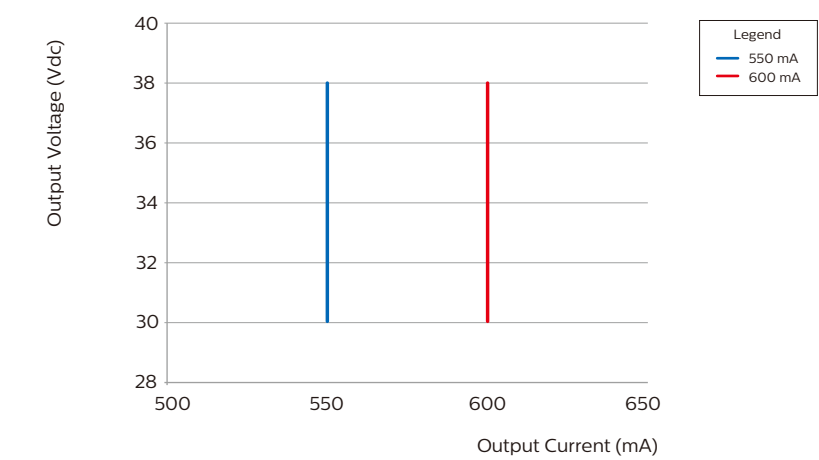
Specification item	Value	Unit	Condition
Mains surge immunity (diff. mode)	1	kV	Acc. IEC61000-4-5. 2 Ohm, 1.2/50us, 8/20us
Mains surge immunity (comm. mode)	2	kV	Acc. IEC61000-4-5. 12 Ohm, 1.2/50us, 8/20us

## Application Info

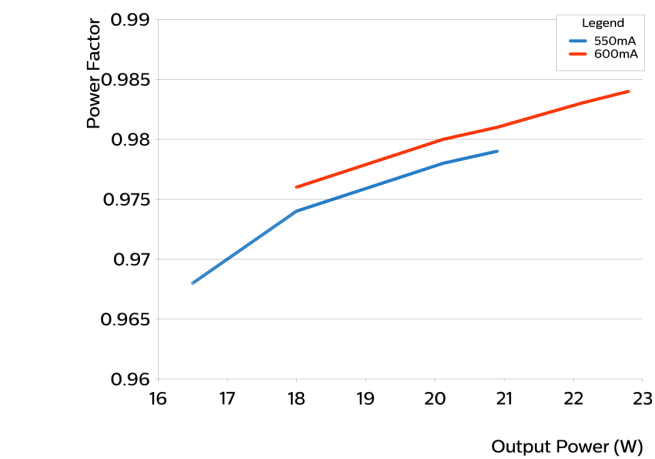
Specification item	Value
Approval marks and Certifications	CB / CCC / CE / ENEC / SELV / UKCA
Ingress Protection classification (IP)	20
Noise and hum dB(A)	20
Application	Indoor Point
Mounting Type	Built-in

Graphs

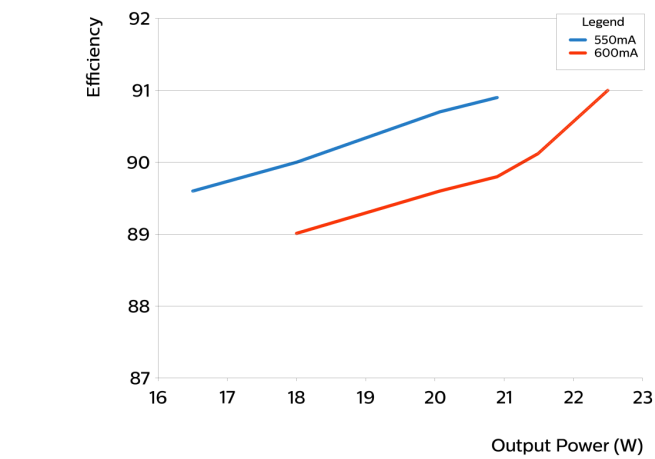
Operating window



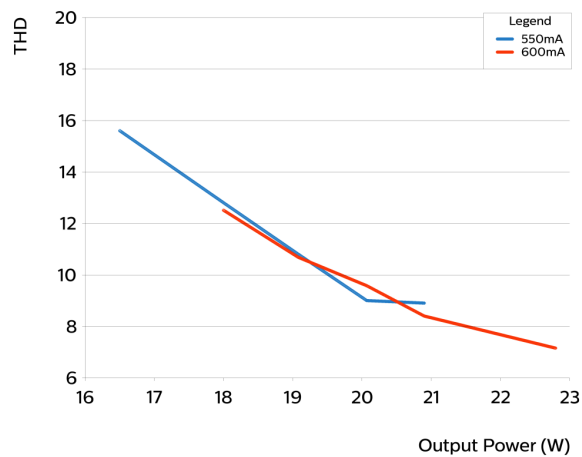
Power factor versus output power



Efficiency versus output power



## THD versus output power



©2023 Signify Holding, IBRS 10461, 5600 VB, NL. All rights reserved.  
UK importer address: Signify Commercial UK Limited, 3, Guildford Business Park, GU2 8XG.

The information provided herein is subject to change without notice. Signify does not give any representation or warranty as to the accuracy or completeness of the information included herein and shall not be liable for any action in reliance thereon. The information presented in this document is not intended as any commercial offer and does not form part of any quotation or contract, unless otherwise agreed by Signify.

Philips and the Philips Shield Emblem are registered trademarks of Koninklijke Philips N.V. All other trademarks are owned by Signify Holding or their respective owners.

Date of release: August 15, 2023 v1

[www.philips.com/oem](http://www.philips.com/oem)