

# PHILIPS

## Xitanium

### LED driver



## Datasheet

### Xitanium Dim 100W 0.7A 1-10V 230V I175

LED-based light sources are an excellent solution for outdoor environment. They are long-lasting and require low maintenance. However, to get the best out of the LEDs, these light sources require highly reliable and efficient LED Drivers. The new Philips Xitanium Fixed Output and Dimmable (1-10V) LED Outdoor Drivers are specifically designed to deliver reliable performance and protection while meeting the strict performance, approbation and application requirements.

#### Benefits

##### Reliability

- Robust design; capable of withstanding harsh outdoor conditions.
- Long lifetime and high survival rate.
- Superior thermal management suitable for outdoor application.
- Backed by 5 year warranty from a company you can trust.
- Consistent waterproof performance through the lifecycle.

##### Affordable

- Component integration in advanced IC enables cost effective design.
- Proven robustness & reliability secure the lowest luminaire maintenance over time.

##### Easy to use

- Extreme compact size. fitting with varied luminaires.
- Easy to design-in based on the good thermal management and extra EMI margin

#### Features

- Proven robustness and reliable electronic driver design.
- Achieving highest efficiencies based on advance technology.
- Long lifetime; 50k hrs @Tc max.
- Extreme compact size, fitting with varied and critical luminaires.
- Suitable for Class I isolated luminaires.
- Authorized certificate: ENEC, CB, CE and CCC.

#### Application

- Road and street lighting
- Area and flood lighting
- Tunnel lighting
- High-bay lighting

## Electrical Input Data

Specification item	Value	Unit	Condition
Nominal input voltage	220...240	V <sub>ac</sub>	
Input Voltage AC	202...254	V <sub>ac</sub>	Performance range
Nominal Input Frequency	50...60	Hz	
Input Frequency AC	47...63	Hz	Maximum permissible range
Nominal Input Current	0.5...0.46	A	220V...240V at full load
Maximum Input Current	0.55	A	At 202V
Nominal Input Power	112	W	At 230V at full load
Power Factor	≥ 0.95		At 230V at full load
Total Harmonic Distortion	≤ 10	%	At 230V at full load
Efficiency	90	%	At 230V at full load

## Electrical Output Data

Specification item	Value	Unit	Condition
Regulation Method	Constant Current		
Output Voltage	64...143	V <sub>dc</sub>	
Output Voltage Max	220	V <sub>dc</sub>	Peak voltage at open circuit
Output Current	700...70	mA	Performance range
Output Current Tolerance	± 5	%	At max. output current
Output Current Ripple LF	5	%	Ripple = peak / average, at <1kHz
Output Power	100	W	At full load
Galvanic Isolation	Yes		Basic; 2U + 1000V

## Electrical Data Control Input

Specification item	Value	Unit	Condition
Control Method	1-10	V	
Digital Interface	N/A		According 2.0 specifications
MainsControl	N/A		Can be configured via MultiOne
Time-based Integrated Control	N/A		Can be configured via MultiOne
Dimming Range	10-100	%	

## Logistical Data

Specification item	Value
Product Name	Xitanium Dim 100W 0.7A 1-10V 230V I175
Logistics Code 12NC	9290 014 01880
Pieces per Box	12

## Wiring & Connections

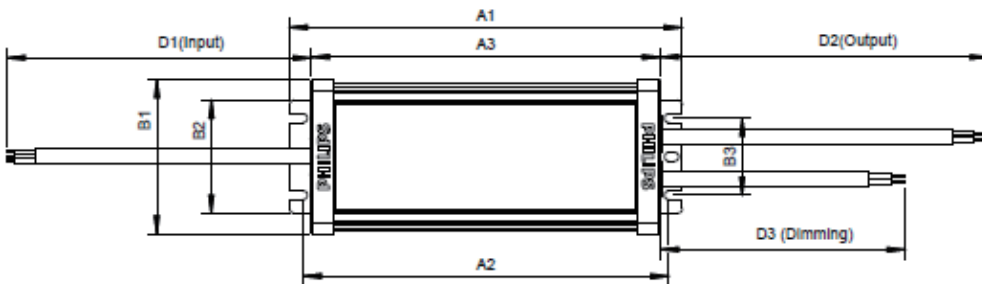
Specification item	Value	Unit	Condition
Input Wire Size	1.0	mm <sup>2</sup>	3-wire cable; 300V/500V rating or higher
Output Wire Size	1.0	mm <sup>2</sup>	2-wire cable; 300V/500V rating or higher
Input & Output Wire Length	450 ± 30	mm	Out of enclosure
Control Wire Size	1.0	mm <sup>2</sup>	2-wire cable; 300V/500V rating or higher
Control Wire Length	300 ± 30	mm	Out of enclosure

## CE Isolation


Basic Isolation: 2U + 1000V	Input Wires	Output Wires	Chassis
Input Wires	N/A	Basic	Basic
Output Wires	Basic	N/A	Basic
Chassis	Basic	Basic	N/A

## Dimensions

Specification item	Value	Unit	Condition
Length overall	175	mm	
Width overall	68.2	mm	
Height overall	45	mm	
Mounting Holes Distance	162	mm	
Mounting Holes Width	34	mm	
Mounting Holes Size	5	mm	For M4 with max head diameter of 10mm
Weight	730	g	



Data Sheet	
Item	Dimensions
A1	175
A2	162
A3	155
B1	68.2
B2	50
B3	34
C	45
D1	450
D2	450
D3	300



## Operational Temperature and Humidity

Specification item	Value	Unit	Condition
Ambient Temperature	-40...+55	°C	
Tcase Maximum	80	°C	Measured at Tc-point
Tcase Life	70	°C	Measured at Tc-point
Tcase Cut-Off	85	°C	Power to LEDs is reduced

## Storage Temperature and Humidity

Specification item	Value	Unit	Condition
Ambient Temperature	-40...+55	°C	

## Lifetime

Specification item	Value	Unit	Condition
Lifetime	100,000	Hours	At Tcase Max; Survival rate = 90%

## Programmable Features

Specification item	Value	Remark	Condition
Adjustable Output Current (AOC)	N/A	Default Output Current = xxx mA	See Design-In Guide
LED Module Temperature Derating (MTP)	N/A		
Constant Lumen Output (CLO)	N/A		
DC Emergency Dimming (DCEmDIM)	N/A		
Corridor Mode	N/A		
Energy Metering	N/A		
Diagnostics	N/A		

## Features

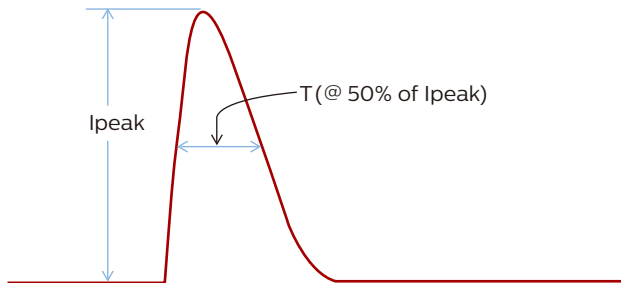
Specification item	Value	Remark	Condition
Open Circuit Protection	Yes		
Short Circuit Protection	Yes		Automatic Recovery
Over Power Protection	Yes		Automatic Recovery
Hot Wiring	N/A		
Suitable for fixtures with Protection Class	Class I		

## Certificates and Standards

Specification item	Value
Approval Marks	CE / CCC / ENEC / CB
Ingress Protection Rating	IP67

## Inrush current

Specification item	Value	Unit	Condition
Inrush Current Ipeak	63.1	A	At 230Vac
Inrush Current Twidth	169.47	$\mu$ s	At 230Vac, measured at 50% Ipeak
Drivers per MCB 16A Type B	13	pcs	



## Earth Leakage Current

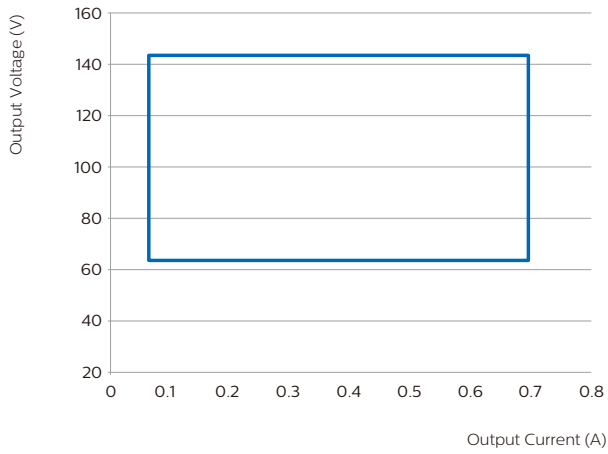
Specification item	Value	Unit	Condition
Typical Leakage Current	$\leq 0.7$	mA <sub>pk</sub>	Meets IEC60598; LED module not included

## Surge Capability

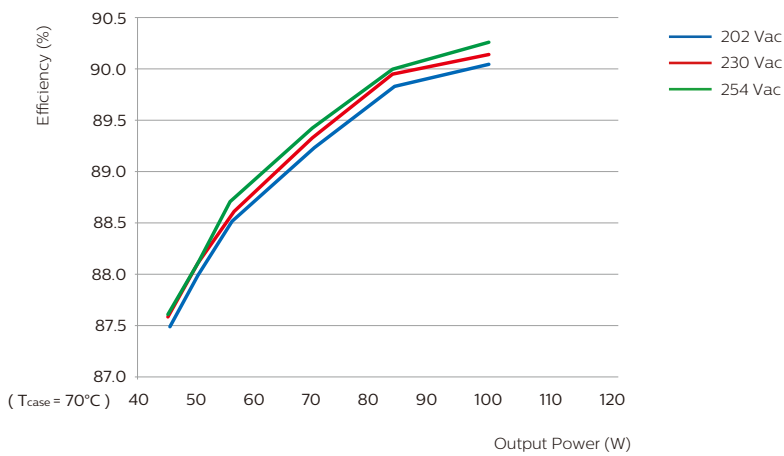
Specification item	Value	Unit	Condition
Mains Surge Capability Differential Mode	4	KV	L-N, 20hm
Mains Surge Capability Common Mode	4	KV	L/N-GND, 20hm

## Graphs

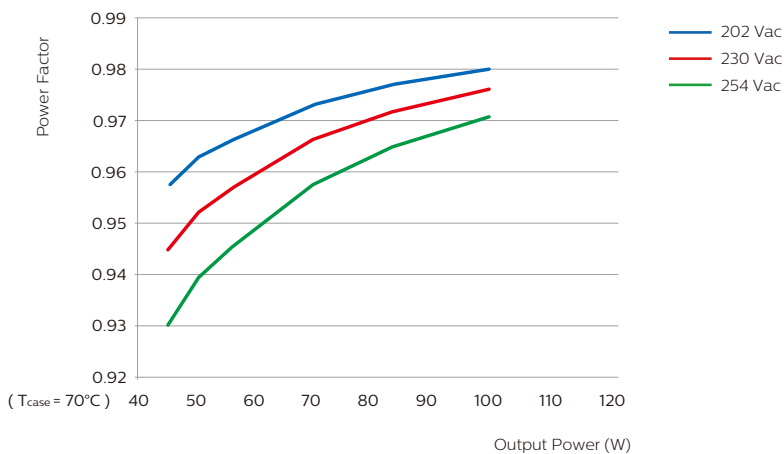
### Operating window



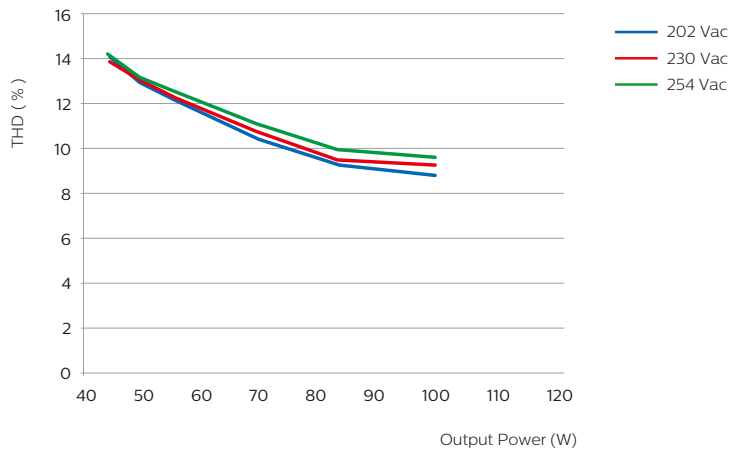
### Efficiency versus output power



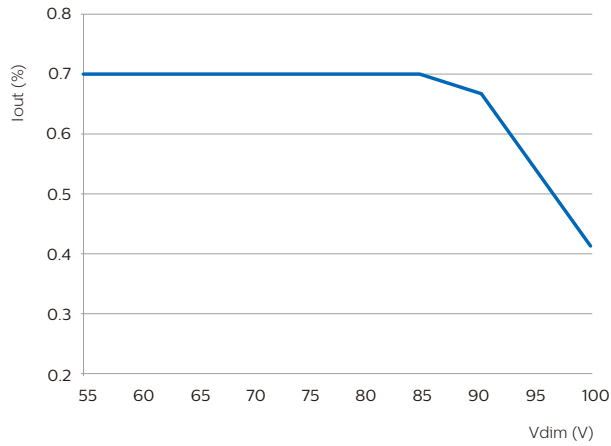
### Power factor versus output power



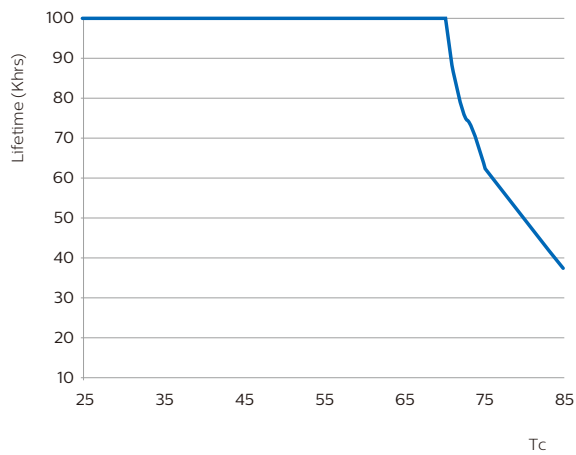
## Total Harmonic Distortion (Tcase = 70°C)



## Output Current vs Tcase



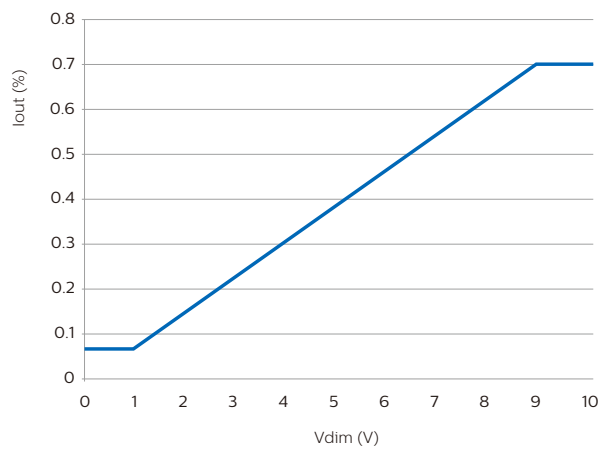
## Lifetime vs Tcase



- Failure rate information based upon MTTF modeling: 90% survival at end of life @ Tcase ≤ 80°C
- Failure rate information based upon field call rate data: < 0.01% per 1K hour @ Tcase ≤ 80°C

## 1-10V dimming Curve

---



©2018 Koninklijke Philips Electronics N.V.

All rights reserved. Reproduction in whole or in part is prohibited without the prior written consent of the copyright owner. The information presented in this document does not form part of any quotation or contract, is believed to be accurate and reliable and may be changed without notice. No liability will be accepted by the publisher for any consequence of its use. Publication thereof does not convey nor imply any license under patent- or other industrial or intellectual property rights. Data subject to change.

Date of release: November 2018

[www.philips.com](http://www.philips.com)