

# PHILIPS

## Xitanium

### LED driver



## Datasheet

### Xitanium Essential Programmable LED Drivers

Xi EP 65W 0.7-1.05A 1-10V WL I112

9290 034 22880

Xitanium Essential Programmable (EP) LED drivers are designed for maximum reliability and flexibility, making it a preferred choice for outdoor applications. The key feature is to adjust the output current with the new e-set tool, a simple and fast way to configure the driver without the need to power on the driver and without the need for any software configuration. The WideLine family can operate on input voltage 100-277Vac anywhere around the world and ensure 100% performance from 200-254Vac.

#### Features

- Digital and simple Adjustable Output Current (AOC) with e-set tool, based on NFC technology
- Suitable for Class I and Class II application
- WideLine input voltage range: 100-277Vac
- Surge protection: 4/6kV (DM/CM)
- IP66 with 50,000 hours lifetime
- SELV certified

#### Benefits

- Reliable and repeatable adjustment of output current, saving labor cost and manufacturing time
- Easy to design-in and reduces SKUs
- Low maintenance cost and peace of mind in extreme conditions
- Safe to use and provides luminaire design freedom

#### Application

- Road and street lighting
- Tunnel lighting
- Residential area

## Electrical input data

Specification item	Value	Unit	Condition
Rated input voltage range	200...254	V <sub>ac</sub>	Performance range
Rated input voltage	230	V <sub>ac</sub>	
Rated input frequency range	47...63	Hz	Performance range
Rated input current	0.32	A	@ rated output power @ rated input voltage
Rated input power	73	W	@ rated output power @ rated input voltage
Nominal Power factor	0.95		
Total harmonic distortion	15	%	@ rated output power @ rated input voltage
Efficiency	88	%	@ rated output power @ rated input voltage @max. U <sub>out</sub>
Input voltage AC range	85...305	V <sub>ac</sub>	Operational range
Input frequency AC range	45...66	Hz	Operational range
Isolation input to output	Double		

## Electrical output data

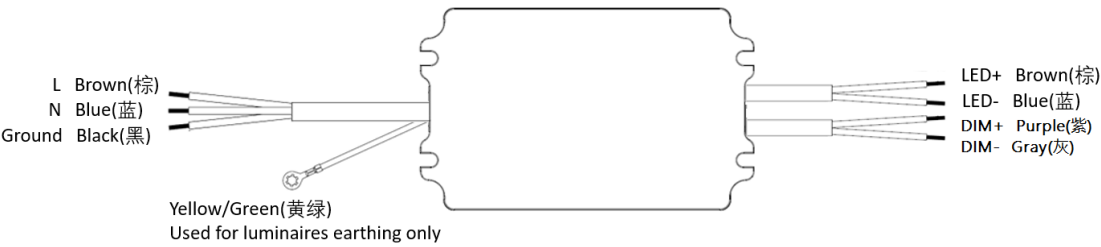
Specification item	Value	Unit	Condition
Regulation method	Constant Current		
Output voltage	48...86	V <sub>dc</sub>	
Output voltage max.	120	V	Maximum output voltage (rms)
Output current	0.07...1.05	A	
Output current min programmable	700	mA	
Output current min dimming	70	mA	
Output current tolerance ±	8	%	At max. output current, T <sub>a</sub> =25°C
Output current ripple LF	≤ 60	%	Ripple = peak / average, @Low frequency range
Output P <sub>st</sub> <sup>LM</sup>	≤ 0.1		In entire operating window
Output SVM	≤ 1.8		In entire operating window
Output power	3.36...65	W	Rated output power is 65W

## Electrical data controls input

Specification item	Value	Unit	Condition
Control method	1-10V		
Dimming range	10...100	%	Default range
Isolation controls input to output	Basic		acc. IEC61347-1

Wiring and Connections

Specification item	Value	Unit	Type
Input wire cross-section	1	mm <sup>2</sup>	3x 1.0mm <sup>2</sup> stranded wires, waterproof cable
Output wire cross-section	1	mm <sup>2</sup>	2x 1.0mm <sup>2</sup> stranded wires, waterproof cable
Control wire cross-section	0.3	mm <sup>2</sup>	2-wire cable
Grounding wire(Yellow/Green) cross-section	1	mm <sup>2</sup>	
Maximum cable length	2	m	Total length of wiring including LED module, one way

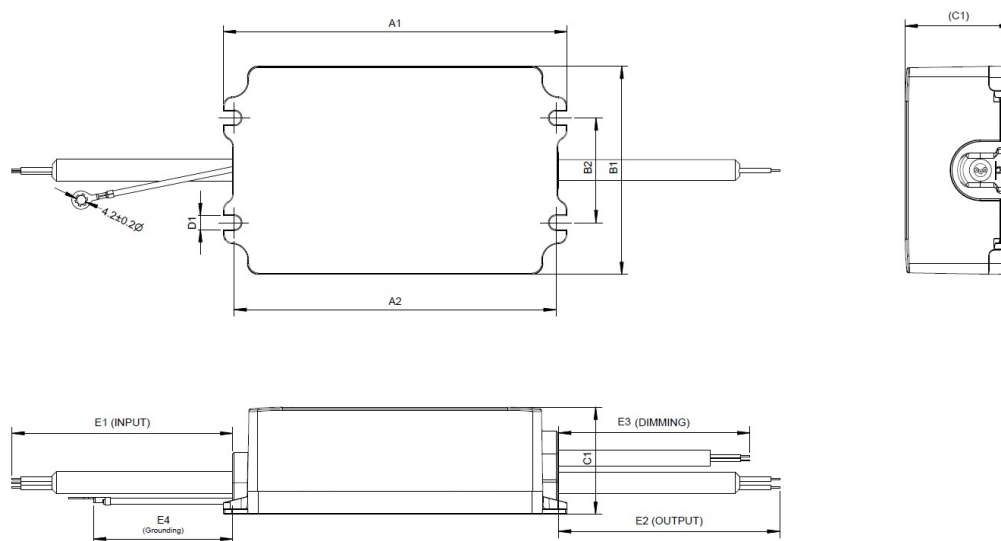


Isolation

Insulation per IEC61347-1	Input	Output	Control	Ground
Input	-	Double	Double	Double
Output	Double	-	Basic	Basic
Control	Double	Basic	-	Basic
Ground	Double	Basic	Basic	-

## Dimensions and weight

Specification item	Value	Unit	Tolerance (mm)
Length (A1)	112	mm	± 0.5
Mounting hole distance (A2)	105	mm	± 0.5
Width (B1)	67.5	mm	± 1
Width (B2)	34	mm	± 0.3
Height (C1)	35	mm	± 1
Mounting hole diameter (D1)	4.5	mm	± 0.3
Input cable length (E1)	450	mm	± 30
Output cable length (E2)	300	mm	± 30
Control cable length (E3)	64	mm	± 5
Grounding cable length (E4)	250	mm	± 30
Weight	430	gram	



## Logistical data

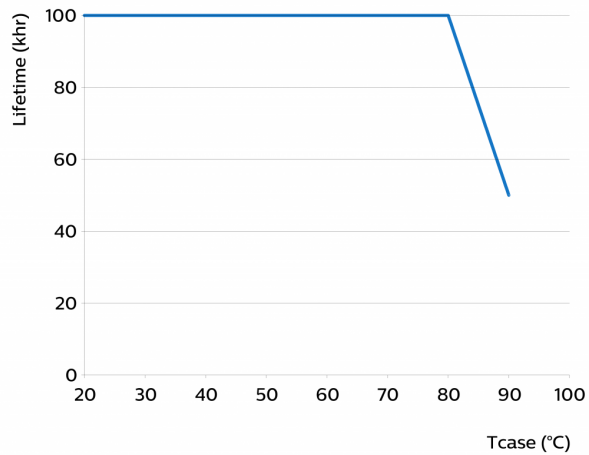
Specification item	Value
Product name	Xi EP 65W 0.7-1.05A 1-10V WL I112
Logistic code 12NC	9290 034 22880
Pieces per box	24

## Operational temperatures and humidity

Specification item	Value	Unit	Condition
Ambient temperature	-40...+55	°C	Higher ambient temperature allowed as long as T <sub>case</sub> -max is not exceeded
T <sub>case</sub> -max	90	°C	Maximum temperature measured at T <sub>case</sub> -point
T <sub>case</sub> -life	80	°C	Measured at T <sub>case</sub> -point
Relative humidity	10...90	%	Non-condensing

## Lifetime

Specification item	Value	Unit	Condition
Driver lifetime	50,000	hours	Measured temperature at Tcase-point is Tcase-max. Maximum failures = 10%



## Storage temperature and humidity

Specification item	Value	Unit	Condition
Ambient temperature	-40...+80	°C	
Relative humidity	5...95	%	Non-condensing

## Programmable features

Specification item	Available	Default setting	Condition
Set Adjustable Output Current (AOC)	NFC	700 mA	

## Features

Specification item	Value		Condition
Open load protection	Yes		Automatic recovering
Short circuit protection	Yes		Automatic recovering
Over power protection	Yes		Automatic recovering
Hot wiring	No		
Suitable for fixtures with protection class	I and II		per IEC60598
Overtemperature protection	Yes		Automatic recovering, refer to thermal guard curve

## Inrush current

Specification item	Value	Unit	Condition
Inrush current	20	A	Input voltage 230V
Inrush peak width	130	μs	Input voltage 230 V, measured at 50% height
Drivers / MCB 16A type B	≤ 40	pcs	Indicative value at 230V



Please refer to the driver design in guide if you use other MCB-types.

## Driver touch current / protective conductor current / earth leakage current

Specification item	Value	Unit	Condition
Typical Touch Current (ins. Class II)	0.7	mA peak	Acc. IEC61347-1. LED module contribution not included
Typical Protective Conductor Current (ins. Class I)	2	mA rms	Acc. IEC60598-1. LED module contribution not included

## Surge immunity

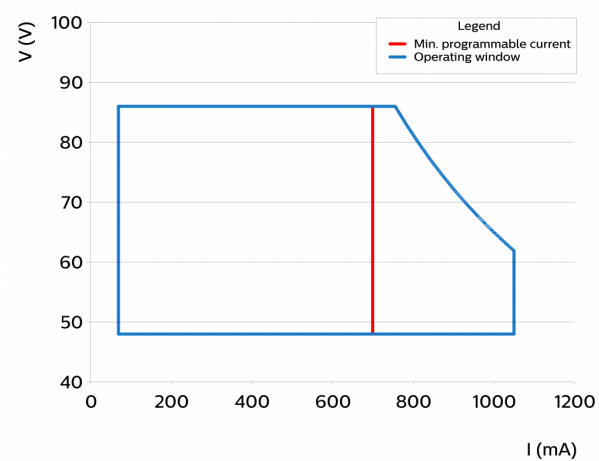
Specification item	Value	Unit	Condition
Mains surge immunity (diff. mode)	4	kV	Acc. IEC61000-4-5. 2 Ohm, 1.2/50us, 8/20us
Mains surge immunity (comm. mode)	6	kV	Acc. IEC61000-4-5. 12 Ohm 1.2/50us, 8/20us

## Application Info

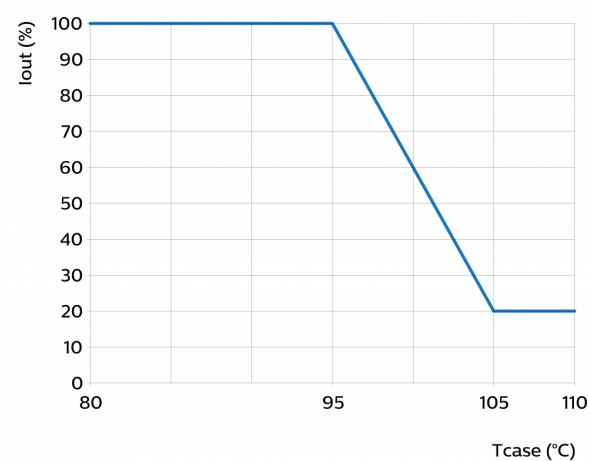
Specification item	Value
Approval marks and Certifications	CB / CCC / CE / ENEC / SELV / UKCA
Ingress Protection classification (IP)	66
Application	Outdoor
Mounting Type	Independent

Graphs

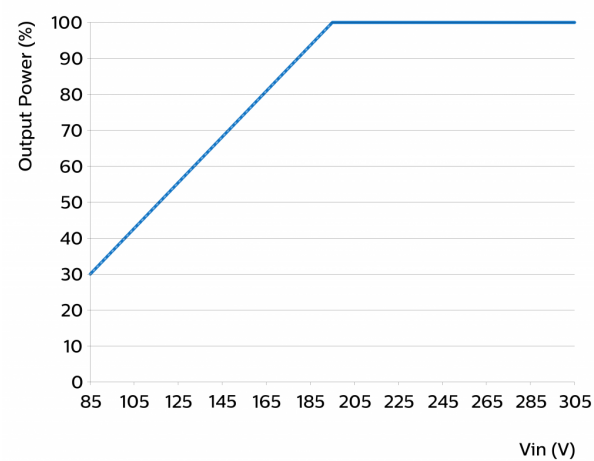
Operating window



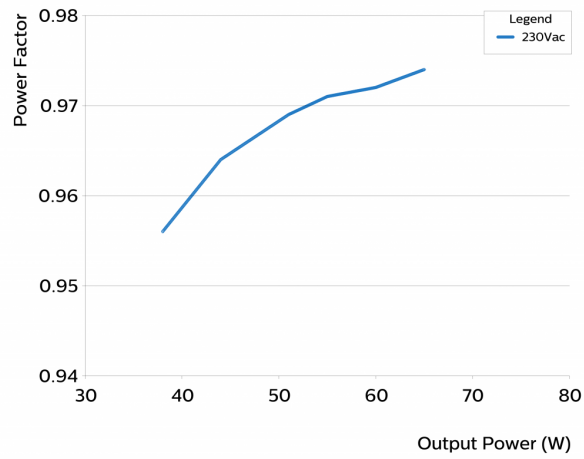
Thermal Guard



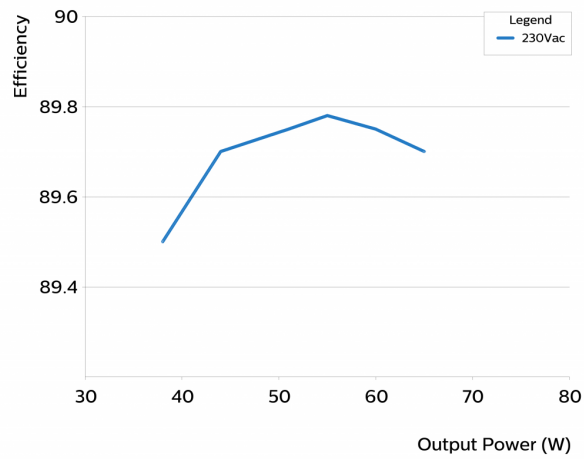
Mains Guard



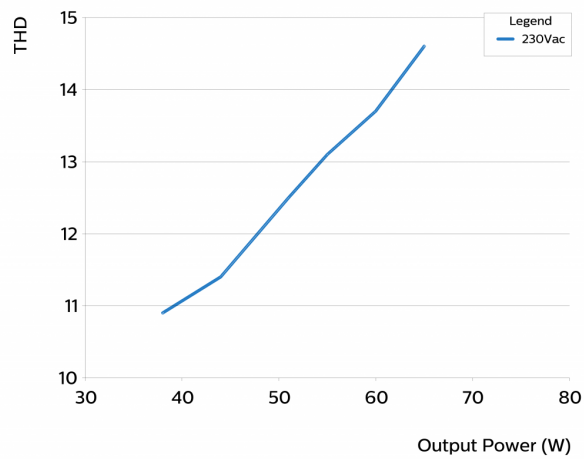
## Power factor versus output power



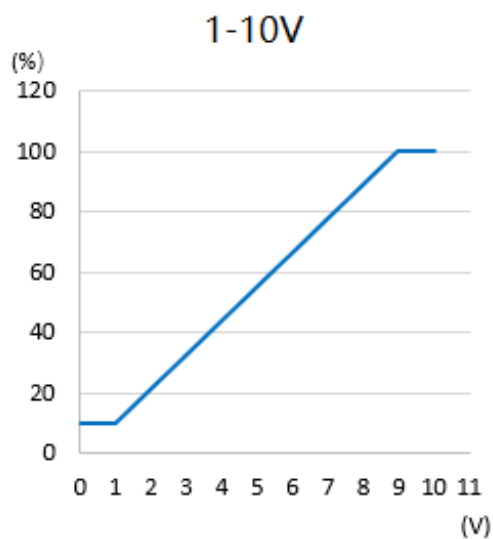
## Efficiency versus output power



## THD versus output power







©2023 Signify Holding, IBRS 10461, 5600 VB, NL. All rights reserved.  
UK importer address: Signify Commercial UK Limited, 3, Guildford Business Park, GU2 8XG.

The information provided herein is subject to change without notice. Signify does not give any representation or warranty as to the accuracy or completeness of the information included herein and shall not be liable for any action in reliance thereon. The information presented in this document is not intended as any commercial offer and does not form part of any quotation or contract, unless otherwise agreed by Signify.

Philips and the Philips Shield Emblem are registered trademarks of Koninklijke Philips N.V. All other trademarks are owned by Signify Holding or their respective owners.

Date of release: January 3, 2023 v1

[www.philips.com/oem](http://www.philips.com/oem)