

PHILIPS

Xitanium

LED driver



Datasheet

Xitanium track adaptor drivers (3C)

Xitanium 10W/a 0.2/0.25A 40V 3CW 230V

9290 014 75606

Affordable and reliable LED Drivers

Affordable LED driver range offering Philips reliability. The Xitanium track driver range is compatible with COB and mid-power LEDs from any LED manufacturer.

Benefits

- Driver design based on Philips experience and knowledge of conventional fluorescent and HID technologies
- Various power ratings matching common lumen packages/applications
- Track adaptor housing design for compact track luminaire designs

Features

- Compact size
- Specific, optimized dual-output current choice
- Long lifetime
- Low output current ripple, low input current THD
- Suitable for 3-phase track systems
- Available in white, black and grey housing color

Application

- Public buildings (airports, cinemas, theaters, exhibition halls)
- Retail (supermarkets, shops)
- Offices

Electrical input data

Specification item	Value	Value	Unit	Condition
Rated input voltage range	220...240	220...240	V _{ac}	Performance range
Rated input voltage	230	230	V _{ac}	
Rated input frequency range	50...60	50...60	Hz	Performance range
Rated input current	0.06	0.05	A	@ full output power @ rated input voltage
Rated input power	13	11	W	@ rated output power @ rated input voltage
Power factor	0.9	0.9		@ full output power @ rated input voltage
Total harmonic distortion	20	20	%	@ rated output power @ rated input voltage
Efficiency	81	80	%	@ rated input voltage @ rated output power
Input voltage AC range	198...264	198...264	V _{ac}	Safety operational range
Input frequency AC range	45...66	45...66	Hz	Safety operational range
Isolation input to output	SELV	SELV		

Electrical output data

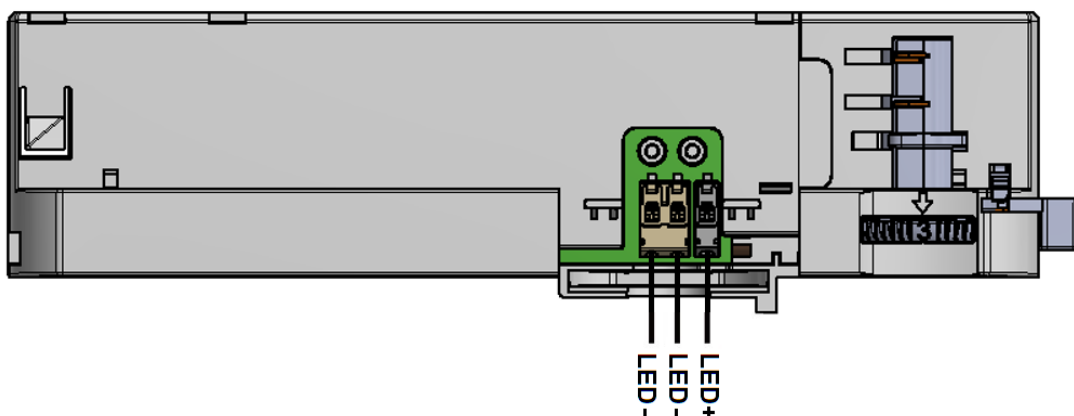
Specification item	Value	Unit	Condition
Regulation method	Constant Current		
Output voltage	30...40	V _{dc}	
Output voltage max.	60	V	Maximum output voltage (rms)
Output current	0.2 / 0.25	A	Manually selectable between 200 and 250mA
Output current tolerance ±	8	%	At Vin = 230VAC, Vout=36V
Output current ripple LF	≤ 3	%	Ripple = peak / average, < 3kHz
Output current ripple HF	≤ 15	%	
Output power	6...10	W	200mA: 6...8W; 250mA: 7.5...10W

Electrical data controls input

Specification item	Value	Unit	Condition
Control method	Fixed		

Wiring and Connections

Specification item	Value	Unit	Type
Output wire cross-section	0.2...0.75 / 24...18	mm ² / AWG	Molex 104188, solid wire. Stranded wire supported from 0.45mm ² and up
Output wire strip length	7.5...8.5	mm	
Maximum cable length	0.3	m	Total length of wiring including LED module, one way



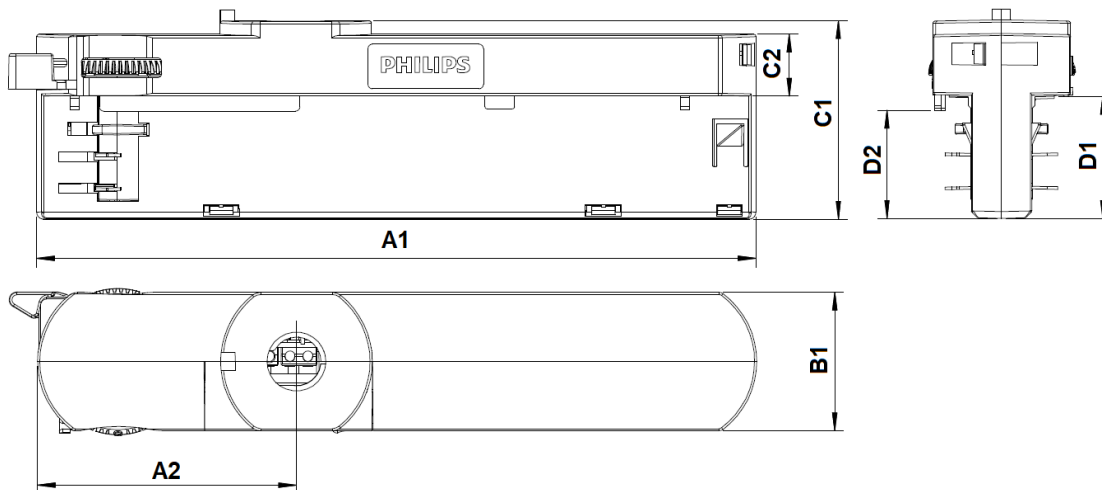
Insulation

Insulation per IEC61347-1

Input	Output
Input	SELV
Output	

Dimensions and weight

Specification item	Value	Unit	Tolerance (mm)
Length (A1)	161.5	mm	± 1.5
Mounting hole distance (A2)	58.1	mm	± 1.5
Width (B1)	31	mm	± 1
Width (B2)	33.8	mm	± 1
Height (C1)	44.4	mm	± 1
Height (C2)	13.9	mm	± 0.5
Mounting hole diameter (D1)	27.3	mm	± 0.5
Mounting hole diameter (D2)	24.4	mm	± 0.5
Weight	120	gram	
Housing color	White (RAL 9010)		



Logistical data

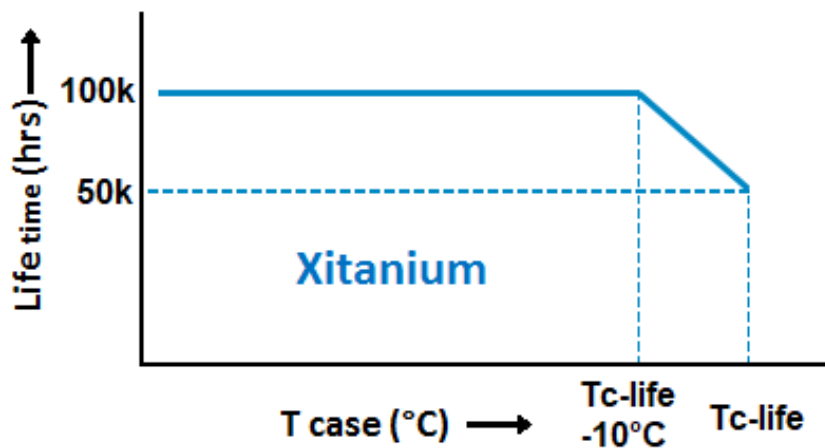
Specification item	Value
Product name	Xitanium 10W/a 0.2/0.25A 40V 3CW 230V
EOC	694793916531500
Logistic code 12NC	9290 014 75606
EAN1 (GTIN)	6947939165315
EAN3 (box)	6947939165322
Pieces per box	40

Operational temperatures and humidity

Specification item	Value	Unit	Condition
Ambient temperature	-20...+35	°C	Higher ambient temperature allowed as long as T _{case} -max is not exceeded
T _{case} -max	85	°C	Maximum temperature measured at T _{case} -point
T _{case} -life	75	°C	Measured at T _{case} -point
Maximum housing temperature	130	°C	In case of a failure, inherent by design
Relative humidity	10...90	%	Non-condensing

Lifetime

Specification item	Value	Unit	Condition
Driver lifetime	50,000	hours	Measured temperature at Tcase-point is Tcase-life. Maximum failures = 10%



Storage temperature and humidity

Specification item	Value	Unit	Condition
Ambient temperature	-25...+85	°C	
Relative humidity	5...95	%	Non-condensing

Programmable features

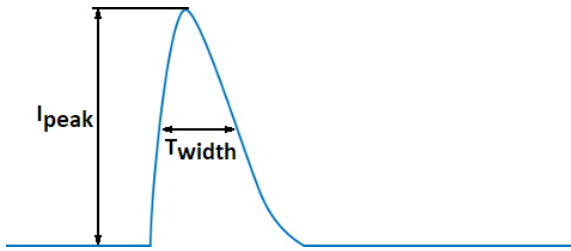
Specification item	Available	Default setting	Condition
Set Adjustable Output Current (AOC)	Manual	200 mA	Select the output current by wiring the right connector port (LED-)

Features

Specification item	Value		Condition
Open load protection	Yes		Automatic recovering
Short circuit protection	Yes		Automatic recovering
Over power protection	Yes		Automatic recovering
Hot wiring	No		
Suitable for fixtures with protection class	II		per IEC60598

Inrush current

Specification item	Value	Unit	Condition
Inrush current	12	A	Input voltage 230V
Inrush peak width	200	μs	Input voltage 230 V, measured at 50% height
Drivers / MCB 16A type B	≤ 40	pcs	Indicative value



Please refer to the driver design in guide if you use other MCB-types.

Driver touch current / protective conductor current

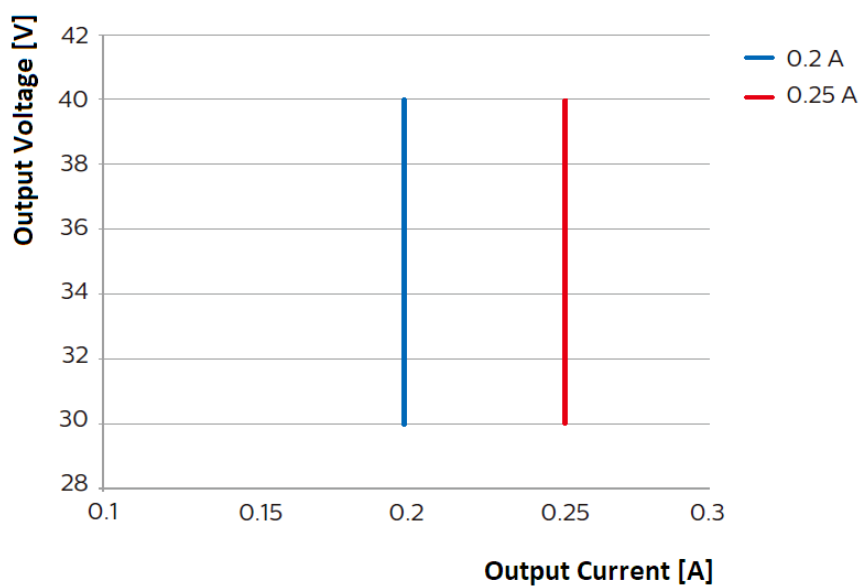
Specification item	Value	Unit	Condition
Typical Touch Current (ins. Class II)	0.7	mA peak	Acc. IEC61347-1. LED module contribution not included

Surge immunity

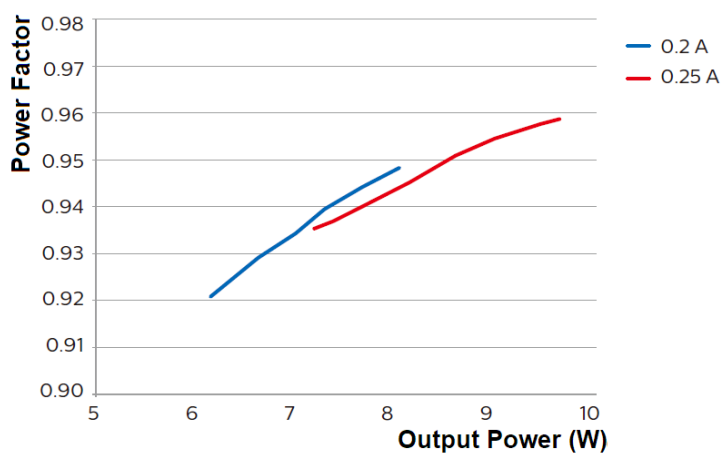
Specification item	Value	Unit	Condition
Mains surge immunity (diff. mode)	1	kV	Acc. IEC61000-4-5. 2 Ohm, 1.2/50us, 8/20us
Mains surge immunity (comm. mode)	2	kV	Acc. IEC61000-4-5. 12 Ohm, 1.2/50us, 8/20us

Application Info

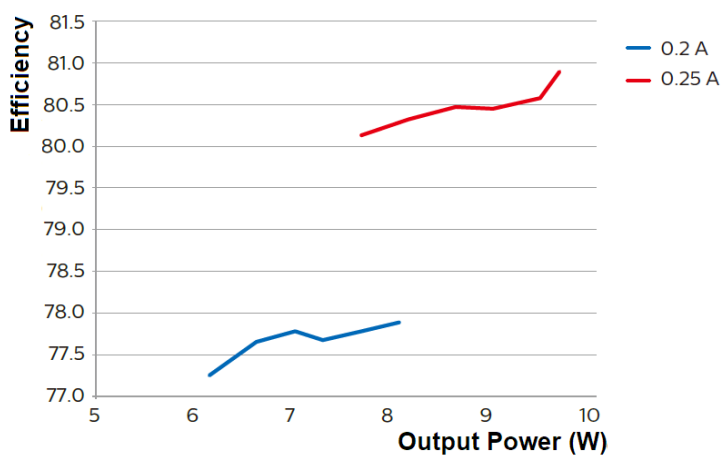
Specification item	Value
Approval marks	CE / CQC / ENEC / RCM / SELV
Ingress Protection classification (IP)	20
Application	Indoor Point
Mounting Type	Track mounting



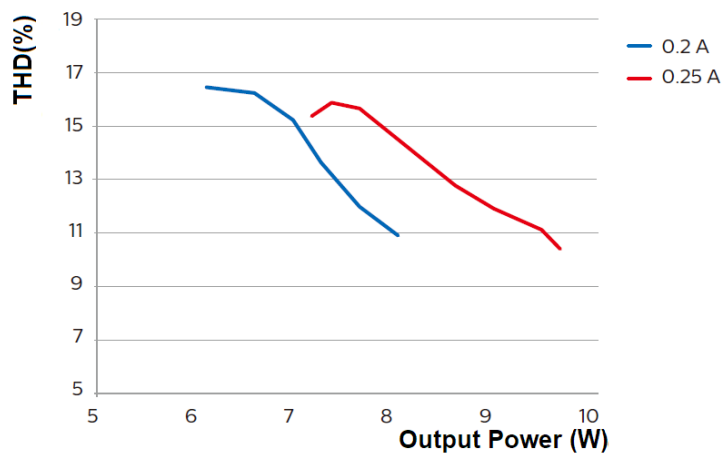
Power factor versus output power



Efficiency versus output power



THD versus output power



©2021 Signify Holding, IBRS 10461, 5600 VB, NL. All rights reserved.
UK importer address: Signify Commercial UK Limited, 3, Guildford Business Park, GU2 8XG.

The information provided herein is subject to change without notice. Signify does not give any representation or warranty as to the accuracy or completeness of the information included herein and shall not be liable for any action in reliance thereon. The information presented in this document is not intended as any commercial offer and does not form part of any quotation or contract, unless otherwise agreed by Signify.

Philips and the Philips Shield Emblem are registered trademarks of Koninklijke Philips N.V. All other trademarks are owned by Signify Holding or their respective owners.

Date of release: August 26, 2021 v3

www.philips.com/oem