

PHILIPS

Xitanium

LED driver



Datasheet

Xitanium non-isolated DALI dimmable & programmable iXt

Xitanium 150W 0.2-0.7A 300V iXt TD 230V

9290 016 85706

Xitanium non-isolated DALI drivers stand on three pillars: quality of light, reliability and flexibility.

By using Xitanium LED drivers in your luminaires, you can be sure to offer your customers high quality of light without visual flicker and stroboscopic effects. The reliability of your complete lighting system is enhanced as our Industry Xtreme drivers offer longer lifetime, high surge specifications and a wide ambient temperature range.

Finally, application-oriented operating windows offer the flexibility required to provide the stable lumen output and light quality levels that are required in demanding industrial applications.

Features

- High efficiency
- Wide operating windows - output current can be adjusted via the Philips MultiOne software, SimpleSet (NFC) or LEDset (resistor)
- Reduced ripple current
- Industry Xtreme (iXt) drivers offer longer life time, higher surge specifications and a wide T-ambient range

Benefits

- High quality of light
- High reliability
- Future-proof flexibility
- Fast and easy wireless programming with SimpleSet
- Flicker and noise free dimming due to amplitude modulation dimming (AM)

Application

- Offices
- Retail: supermarkets, shopping malls
- Indoor industry applications: warehouses, distribution centers, cold storage, manufacturing

Logistical data

Specification item	Value
Product name	Xitanium 150W 0.2-0.7A 300V iXt TD 230V
EOC	871869968858500
Logistic code 12NC	9290 016 85706
EAN1 (GTIN)	8718699688585
EAN3 (box)	8718699688592
Pieces per box	24

Electrical input data

Specification item	Value	Unit	Condition
Rated input voltage range	220...240	V _{ac}	Nominal range
Rated input voltage	230	V _{ac}	
Rated input frequency	50...60	Hz	Nominal range
Rated input current	0.72	A	@ rated output power @ minimum performance input voltage
Max. input current	0.79	A	@ rated output power @ minimum performance input voltage
Rated input power	159.0	W	@ rated output power @ rated input voltage
Power factor performance range	≥ 0.99		@ rated output power @ rated input voltage@ rated output power @ rated input voltage
Total harmonic distortion	7	%	@ rated output power @ rated input voltage
Efficiency	95.2	%	@ rated output power @ rated input voltage @ max. Uout
Rated input voltage DC	186...250	V _{dc}	Nominal range
Rated input current DC	0.64...0.86	A _{dc}	Nominal range
Input voltage AC	198...264	V _{ac}	Operational range
Input frequency AC	45...66	Hz	Operational range
Input voltage DC	168...275	V _{dc}	Operational range
Standby Power (no load)	0.28	W	
Isolation input to output	No		

Electrical output data


Specification item	Value	Unit	Condition
Regulation method	Constant Current		
Output voltage	100...300	V _{dc}	
Output voltage max.	330	V	Maximum output voltage (rms)
Output current	200...700	mA	
Output current min programmable	200	mA	
Min output current	4	mA	
Output current tolerance ±	5	%	@full load
Output current ripple LF	≤ 4	%	Ripple = peak / average, < 3kHz
Output P _{st} ^{LM}	≤ 0.3		
Output SVM	≤ 0.3		
Output power	0.4...150.0	W	
Minimum performance output power	43	W	Power factor > 0.9 and THD < 20%

Control interfaces

Specification item	Value	Unit	Condition
Control method	Corridor Mode, DALI, Touch & Dim (TD)		DALI Parts: 101, 102, 207, 251, 252, 253. See design-in guide at www.philips.com/oem for more controllability details.
Dimming range	1...100	%	lower-25°C and higher+50°C dimming to be set to 10%
Isolation controls input to output	Basic		acc. IEC61347-1

Wiring and Connections

Specification item	Value	Unit	Type
Input wire cross-section	0.5...1.5 / 20...16	mm ² / AWG	WAGO744, solid wire
Input wire strip length	8...9	mm	
Output wire cross-section	0.5...1.5 / 20...16	mm ² / AWG	WAGO744, solid wire
Output wire strip length	8...9	mm	
Control wire cross-section	0.5...1.5 / 20...16	mm ² / AWG	WAGO744, solid wire
Control wire strip length	8...9	mm	
Maximum cable length	2	m	Total length of wiring including LED module, one way

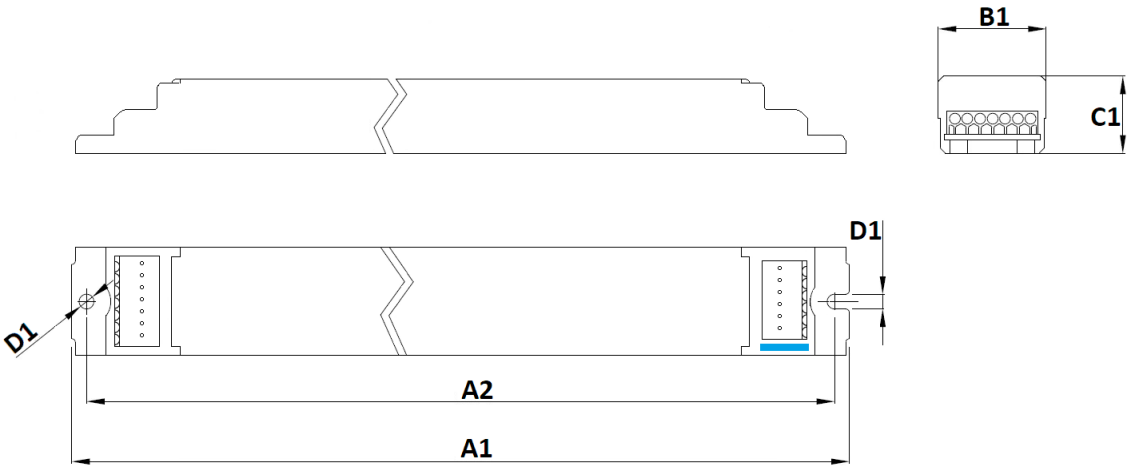


Isolation

Insulation per IEC61347-1	Input	Output+LEDset	DALI	Housing
Input	-	No	Basic	Basic
Output+LEDset	No	-	Basic	Basic
DALI	Basic	Basic	-	Basic
Housing	Basic	Basic	Basic	-

Dimensions and weight

Specification item	Value	Unit	Tolerance (mm)
Length (A1)	360	mm	
Mounting hole distance (A2)	350	mm	
Width (B1)	30	mm	
Height (C1)	21	mm	
Mounting hole diameter (D1)	4.1	mm	
Weight	295	gram	

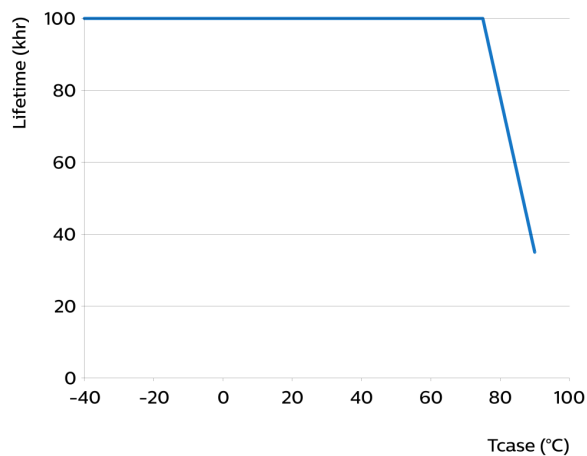


Operational temperatures and humidity

Specification item	Value	Unit	Condition
Ambient temperature	-40...+60	°C	Higher ambient temperature allowed as long as Tcase-max is not exceeded. Below -30°C DALI performance cannot be guaranteed.
Tcase-max	90	°C	lifetime 35khrs;
Tcase-life	75	°C	lifetime 100khrs; measured at T _c -point
Maximum housing temperature	110	°C	In case of a failure, inherent by design
Relative humidity	10...90	%	Non-condensing

Lifetime

Specification item	Value	Unit	Condition
Driver lifetime	100,000	hours	Measured temperature at Tcase-point is Tcase-life. Maximum failures = 10%
Mains switching cycles	> 100,000	switches	See Design-in guide for detailed explanation



Maximum failures = 10%

Temperature [°C]	Lifetime	Unit	Condition
90	50000	hr	
82.5	71000	hr	
75	100000	hr	Temperature measured @Tc point
70	>100000	hr	
65	>100000	hr	

Storage temperature and humidity

Specification item	Value	Unit	Condition
Ambient temperature	-40...+85	°C	
Relative humidity	5...95	%	Non-condensing

Programmable features

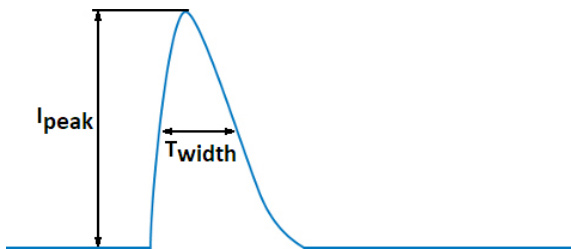
Specification item	Available	Default setting	Condition
Set Adjustable Output Current (AOC)	LEDset, Programmable, SimpleSet	200 mA	
NTC on LEDset	Yes	OFF	
Adjustable Light Output (ALO)	Yes	OFF	
Constant Light Output (CLO)	Yes	OFF	
Touch & Dim (TD)	Yes	ON	
Corridor Mode	Yes	ON	Default: T1=55s, T2=12s, T3=30min
Min Dim Level	Yes	1 %	
DC emergency (DCemDim)	Yes	ON	Default 15%, EOFx range = 1 .. 100%
OEM Write Protection (OWP)	Yes	OFF	
DALI 102	Yes	—	Programmable via SimpleSet
Luminaire Info (DALI part 251)	Yes	—	
Luminaire maintenance (DALI part 253)	Yes	—	

Non-programmable features

Specification item	Value		Condition
Open load protection	Yes		Automatic recovering
Short circuit protection	Yes		Automatic recovering
Over power protection	Yes		Automatic recovering
Hot wiring	No		
Suitable for fixtures with protection class	I		per IEC60598
Output Overvoltage Detection	Yes		
Inrush Limiter type	SoftStart		
Energy metering (DALI part 252)	Yes		
Diagnostics via Signify tool	Yes		

Inrush current

Specification item	Value	Unit	Condition
Inrush current	34	A	Input voltage 230V
Inrush peak width	19.6	µs	Input voltage 230 V, measured at 50% height
Drivers / MCB 16A type B / Fuse 16A	23	pcs	Based on rated full output power



Please refer to the driver design in guide if you use other MCB-types.

If several mini circuit breakers are used directly side-by-side (without distance pieces)

a correction factor of 80% has to be applied to the rated current

Driver touch current / protective conductor current / earth leakage current

Specification item	Value	Unit	Condition
Typical Protective Conductor Current (ins. Class I)	0.5	mA rms	Acc. IEC60598-1. LED module contribution not included

Surge immunity

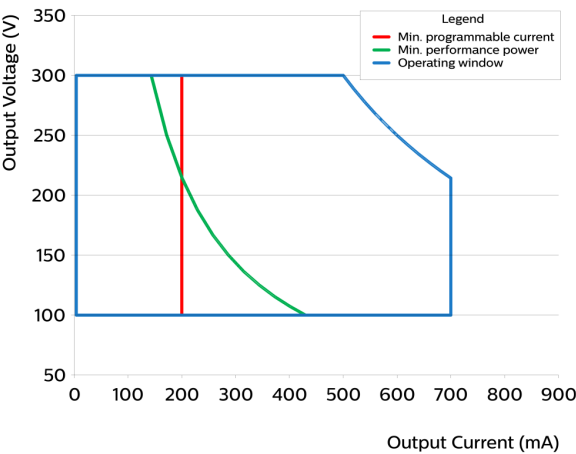
Specification item	Value	Unit	Condition
Mains surge immunity (diff. mode)	2	kV	Acc. IEC61000-4-5. 2 Ohm, 1.2/50us, 8/20us
Mains surge immunity (comm. mode)	4	kV	Acc. IEC61000-4-5. 12 Ohm, 1.2/50us, 8/20us
Control surge immunity (diff. mode)	1	kV	Acc. IEC61000-4-5. 2 Ohm, 1.2/50us, 8/20us
Control surge immunity (comm. mode)	2	kV	Acc. IEC61000-4-5. 12 Ohm, 1.2/50us, 8/20us

Application Info (Approbation)

Specification item	Value
Approval marks and Certifications	BIS / CCC / CE / DALI 2 / EAC / EL / ENEC / KC / UA / WEEE
Ingress Protection classification (IP)	20
Application	Indoor Linear
Mounting Type	Built-in

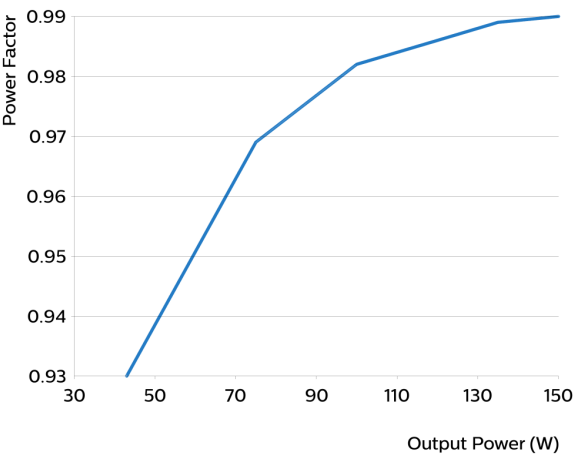
Graphs

Operating window

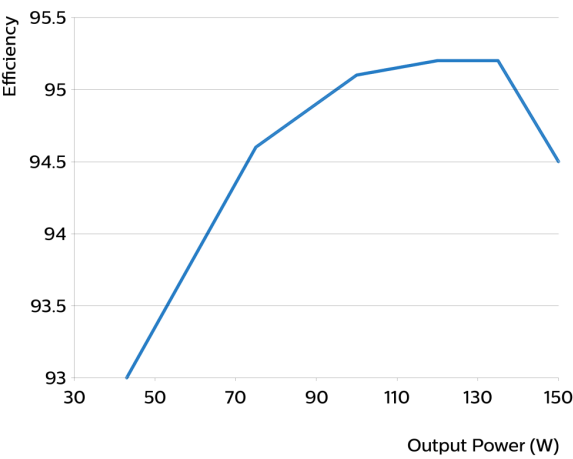


Type	Output current (mA)	Min. output voltage (V)	Max. output voltage (V)	Max. output power (W)
Xitanium 150W 0.2-0.7A 300V iXt TD 230V	200	100	300	60
Xitanium 150W 0.2-0.7A 300V iXt TD 230V	250	100	300	75
Xitanium 150W 0.2-0.7A 300V iXt TD 230V	300	100	300	90
Xitanium 150W 0.2-0.7A 300V iXt TD 230V	350	100	300	105
Xitanium 150W 0.2-0.7A 300V iXt TD 230V	400	100	300	120
Xitanium 150W 0.2-0.7A 300V iXt TD 230V	450	100	300	135
Xitanium 150W 0.2-0.7A 300V iXt TD 230V	500	100	300	150
Xitanium 150W 0.2-0.7A 300V iXt TD 230V	550	100	272	150
Xitanium 150W 0.2-0.7A 300V iXt TD 230V	600	100	250	150
Xitanium 150W 0.2-0.7A 300V iXt TD 230V	650	100	230	150
Xitanium 150W 0.2-0.7A 300V iXt TD 230V	700	100	214	150

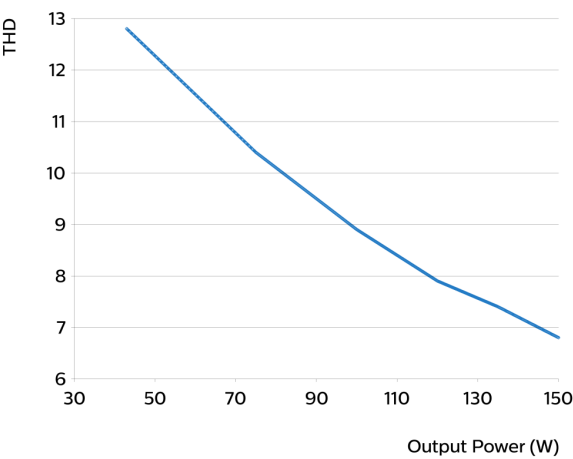
Power factor versus output power



Efficiency versus output power



THD versus output power



Notes

This product includes software licensed under terms that require Philips Lighting Holding B.V. to display the following notice:

ASF: Release ASF-3.32

The Atmel® Software Framework (ASF, www.atmel.com/asf) is a compilation of embedded software for Atmel flash MCUs: megaAVR®, AVR XMEGA®, AVR UC3 and SAM devices. It has been designed to help develop and glue together the different components of a software design. It can easily integrate into an operating system (OS) or run as a stand-alone product.

Redistribution and use in source and binary forms, with or without modification, are permitted provided that the following conditions are met:

1. Redistributions of source code must retain the above copyright notice, this list of conditions and the following disclaimer.
2. Redistributions in binary form must reproduce the above copyright notice, this list of conditions and the following disclaimer in the documentation and/or other materials provided with the distribution.
3. The name of Atmel may not be used to endorse or promote products derived from this software without specific prior written permission.
4. This software may only be redistributed and used in connection with an Atmel microcontroller product.

THIS SOFTWARE IS PROVIDED BY ATMEL "AS IS" AND ANY EXPRESS OR IMPLIED WARRANTIES, INCLUDING, BUT NOT LIMITED TO, THE IMPLIED WARRANTIES OF MERCHANTABILITY, FITNESS FOR A PARTICULAR PURPOSE AND NON-INFRINGEMENT ARE EXPRESSLY AND SPECIFICALLY DISCLAIMED. IN NO EVENT SHALL ATMEL BE LIABLE FOR ANY DIRECT, INDIRECT, INCIDENTAL, SPECIAL, EXEMPLARY, OR CONSEQUENTIAL DAMAGES (INCLUDING, BUT NOT LIMITED TO, PROCUREMENT OF SUBSTITUTE GOODS OR SERVICES; LOSS OF USE, DATA, OR PROFITS; OR BUSINESS INTERRUPTION) HOWEVER CAUSED AND ON ANY THEORY OF LIABILITY, WHETHER IN CONTRACT, STRICT LIABILITY, OR TORT (INCLUDING NEGLIGENCE OR OTHERWISE) ARISING IN ANY WAY OUT OF THE USE OF THIS SOFTWARE, EVEN IF ADVISED OF THE POSSIBILITY OF SUCH DAMAGE.



©2024 Signify Holding, IBRS 10461, 5600 VB, NL. All rights reserved.

UK importer address: Signify Commercial UK Limited, 3, Guildford Business Park, GU2 8XG.

The information provided herein is subject to change without notice. Signify does not give any representation or warranty as to the accuracy or completeness of the information included herein and shall not be liable for any action in reliance thereon. The information presented in this document is not intended as any commercial offer and does not form part of any quotation or contract, unless otherwise agreed by Signify.

Philips and the Philips Shield Emblem are registered trademarks of Koninklijke Philips N.V. All other trademarks are owned by Signify Holding or their respective owners.

Date of release: May 31, 2024 v6

www.philips.com/oem