


# PHILIPS

## Xitanium

### LED driver



## Datasheet

### Xitanium LED drivers – linear LV isolated

Xitanium 41W 0.5-0.8A 51V DS 230V

9290 028 31880

#### Optimizing Performance

Xitanium LED drivers are designed to operate LED solutions for general lighting applications such as linear lighting in offices, public buildings as well as industrial and retail environments. Xitanium LED drivers with single current output offer industry leading performance and reliability at optimized cost. They are ideal for high volume applications while delivering to specific requirements. These drivers offer the same level of performance as Xitanium adjustable-current linear drivers to ensure high quality of light but, with a specific current setting. In addition, the isolated drivers offer ease of design-in and simpler approbation process.

Xitanium LED drivers are based on Philips experience and knowledge from conventional fluorescent technology. The reliability of the LED solution is further enhanced by specific features that protect the connected LED module, such as reduced ripple current.

#### Benefits

- High reliability underpinned by 5 years warranty
- Assurance of camera and scanner –friendly performance
- Optimized performance at specific output current setting
- Enable simple approbation process to luminaires

#### Features

- Low output current tolerance
- Long lifetime 50,000 hours lifetime at Tc max
- Low ripple output current (4%)
- Adjustable output current by dip switch

#### Application

- Offices and industry

## Electrical input data

Specification item	Value	Unit	Condition
Rated input voltage range	220...240	V <sub>ac</sub>	Performance range
Rated input voltage	230	V <sub>ac</sub>	
Rated input frequency range	50...60	Hz	Performance range
Rated input current	0.26	A	@ full output power @ rated input voltage
Rated input power	30 / 35 / 41 / 46	W	@ full output power @ rated input voltage
Power factor	0.9		@ rated output power @ rated input voltage
Total harmonic distortion	20	%	@ rated output power @ rated input voltage
Efficiency	88	%	@ full output power @ rated input voltage @ max. I <sub>out</sub>
Input voltage AC range	198...264	V <sub>ac</sub>	Operational range
Input frequency AC range	47.5...63	Hz	Operational range
Isolation input to output	SELV		

## Electrical output data


Specification item	Value	Unit	Condition
Regulation method	Constant Current		
Output voltage	23...51 / 27...51(I <sub>out</sub> =0.5A)	V <sub>dc</sub>	
Output voltage max.	60	V	Maximum output voltage (rms)
Output current	0.5 / 0.6 / 0.7 / 0.8	A	
Output current tolerance	± 8	%	
Output current ripple LF	< 4	%	Ripple = peak / average, < 3kHz
Output P <sub>st</sub> <sup>LM</sup>	≤ 1		In entire operating window
Output SVM	≤ 1.6		In entire operating window
Output power	13.5...41	W	

## Electrical data controls input

Specification item	Value	Unit	Condition
Control method			


## Wiring and Connections

Specification item	Value	Unit	Type
Input wire cross-section	0.5...1.5 / 20...16	mm <sup>2</sup> / AWG	Type250, solid / stranded wire
Input wire strip length	8...9	mm	
Output wire cross-section	0.5...1.5 / 20...16	mm <sup>2</sup> / AWG	Type250, solid / stranded wire
Output wire strip length	8...9	mm	
Maximum cable length	2	m	Total length of wiring including LED module, one way. For longer wiring please double check EMI behavior of luminaire



## Dimensions and weight

Specification item	Value	Unit	Tolerance (mm)
Length (A1)	188	mm	
Mounting hole distance (A2)	176.4	mm	
Width (B1)	30.2	mm	
Height (C1)	21	mm	
Mounting hole diameter (D1)	4.1	mm	
Weight	147	gram	



## Logistical data

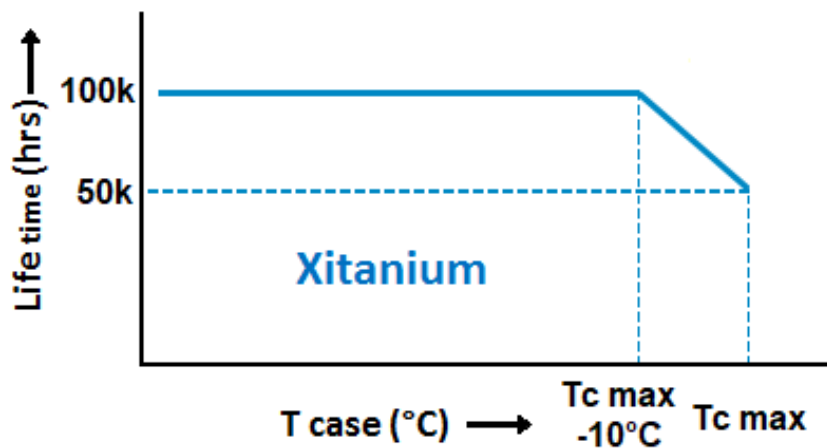
Specification item	Value
Product name	Xitanium 41W 0.5-0.8A 51V DS 230V
European order code	6922341 919602 00
Logistic code 12NC	9290 028 31880
Pieces per box	50

## Operational temperatures and humidity

Specification item	Value	Unit	Condition
Ambient temperature	-20...+50	°C	Higher ambient temperature allowed as long as T <sub>case-max</sub> is not exceeded
T <sub>case-max</sub>	75	°C	Maximum temperature measured at T <sub>case-point</sub>
T <sub>case-life</sub>	65	°C	Measured at T <sub>case-point</sub>
Maximum housing temperature	110	°C	In case of a failure, inherent by design
Relative humidity	10...90	%	Non-condensing

## Lifetime

Specification item	Value	Unit	Condition
Driver lifetime	100,000	hours	Measured temperature at Tcase-point is Tcase-life. Maximum failures = 10%



## Storage temperature and humidity

Specification item	Value	Unit	Condition
Ambient temperature	-25...+85	°C	
Relative humidity	5...95	%	Non-condensing

## Programmable features

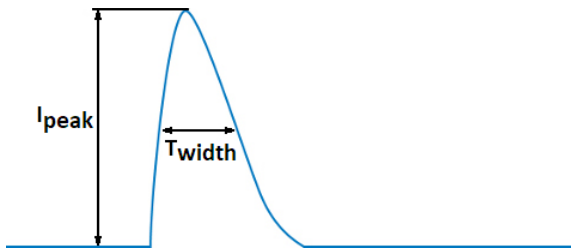
Specification item	Available	Default setting	Condition
Set Adjustable Output Current (AOC)		500 mA	Manual setting via dip-switch
Constant Light Output (CLO)	No		
DC emergency (DCemDim)	No		

## Features

Specification item	Value		Condition
Open load protection	Yes		Automatic recovering
Short circuit protection	Yes		Automatic recovering
Over power protection	Yes		Automatic recovering
Hot wiring	No		
Suitable for fixtures with protection class	I and II		per IEC60598
Energy metering	No		
Diagnostics	No		

## Inrush current

Specification item	Value	Unit	Condition
Inrush current $I_{peak}$	15.3	A	Input voltage 230V
Inrush current $T_{width}$	290	$\mu s$	Input voltage 230V, measured at 50% $I_{peak}$
Drivers / MCB 16A type B	$\leq 50$	pcs	Indicative value



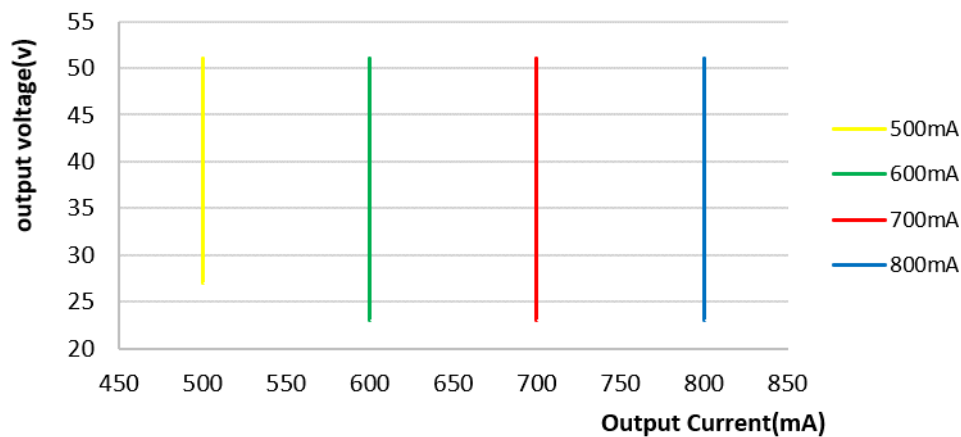
MCB	Rating	Relative number of LED drivers
B	4A	25%
B	6A	40%
B	10A	63%
B	13A	81%
B	16A	100% (stated in datasheet)
B	20A	125%
B	25A	156%
B	32A	200%
B	40A	250%
C	4A	42%
C	6A	63%
C	10A	104%
C	13A	135%
C	16A	170%
C	20A	208%
C	25A	260%
C	32A	340%
C	40A	415%

## Surge immunity

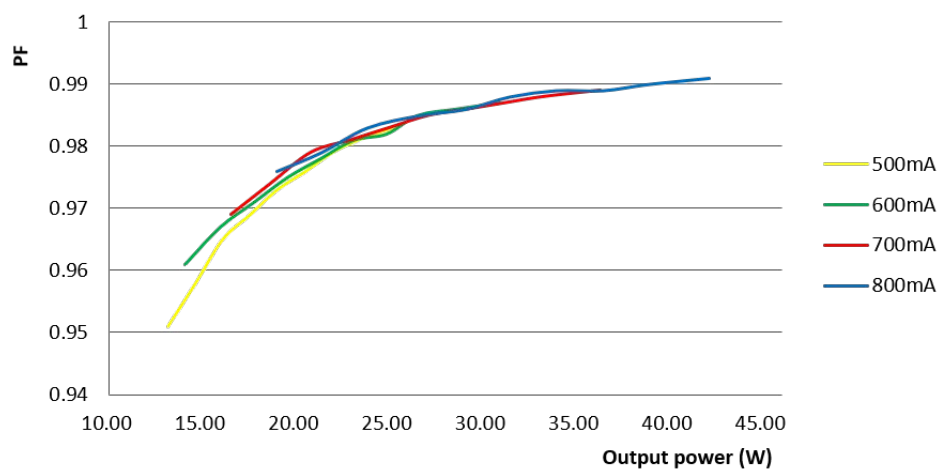
Specification item	Value	Unit	Condition
Mains surge immunity (diff. mode)	1	kV	Acc. IEC61000-4-5. 2 Ohm, 1.2/50us, 8/20us
Mains surge immunity (comm. mode)	2	kV	Acc. IEC61000-4-5. 12 Ohm, 1.2/50us, 8/20us
Control surge immunity (diff. mode)	1	kV	Acc. IEC61000-4-5. 2 Ohm, 1.2/50us, 8/20us
Control surge immunity (comm. mode)	2	kV	Acc. IEC61000-4-5. 12 Ohm, 1.2/50us, 8/20us

## Application Info

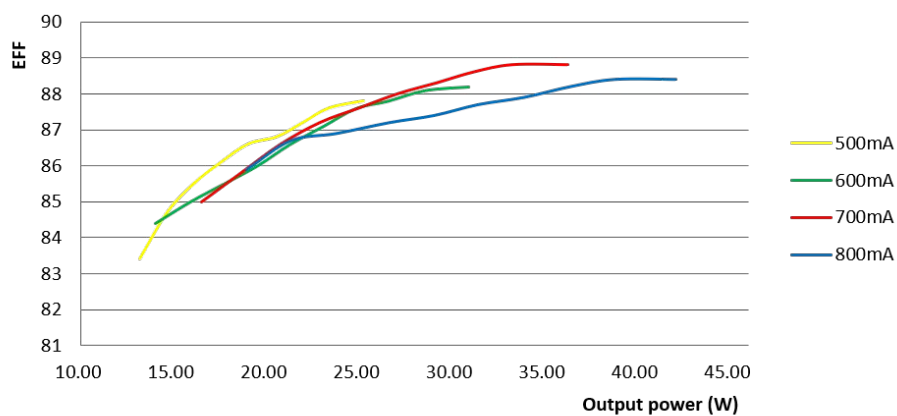
Specification item	Value
Approval marks	CB / CCC / CE / ENEC / RCM
Ingress Protection classification (IP)	20



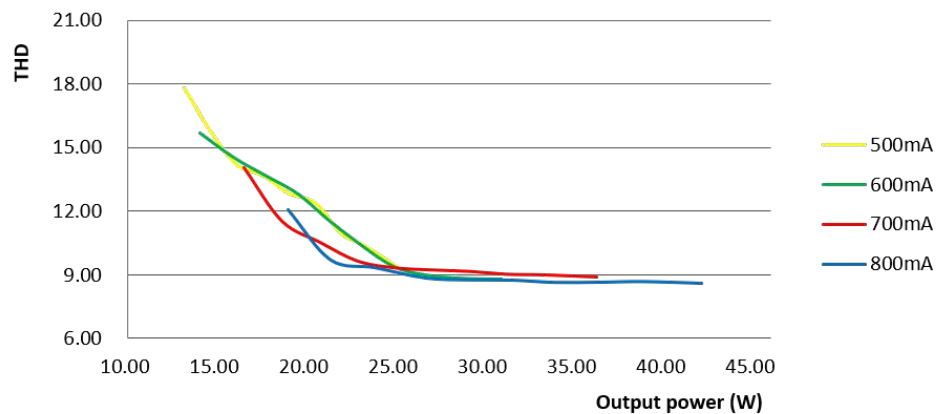
### Power factor versus output power



### Efficiency versus output power



## THD versus output power



©2021 Signify Holding, IBRS 10461, 5600 VB, NL. All rights reserved.

The information provided herein is subject to change without notice. Signify does not give any representation or warranty as to the accuracy or completeness of the information included herein and shall not be liable for any action in reliance thereon. The information presented in this document is not intended as any commercial offer and does not form part of any quotation or contract, unless otherwise agreed by Signify.

Philips and the Philips Shield Emblem are registered trademarks of Koninklijke Philips N.V. All other trademarks are owned by Signify Holding or their respective owners.

Date of release: Nov 4, 2021 v4

[www.philips.com/oem](http://www.philips.com/oem)