

# Xitanium LED drivers – spot- and downlight SELV

Xitanium 50W/s 0.9-1.4A 48V 230V

August 7, 2014



## Enabling future-proof LED technology

Xitanium LED drivers are designed to operate LED solutions for general lighting applications. Reliability is enhanced by features that protect the connected LED module, e.g. hot wiring, reduced ripple current and thermal derating. Most drivers feature central DC operation. In the coming years LEDs will continue to increase in efficiency, creating challenges for OEMs. With Xitanium LED drivers, flexibility in luminaire design is assured thanks to an adjustable output current. Application-oriented operating windows offer stable lumen output and light quality levels that specifiers and architects demand. The adjustable output current also enables operation of various LED PCB solutions from different manufacturers.

## Benefits

- High reliability underpinned by 5 year warranty
- Future-proof flexibility - application-oriented operating windows enable LED generation and complexity management
- Compatibility - can also be used for other manufacturers' modules or OEMs' own PCB designs

## Product features

- Operating windows - output current can be adjusted via the Philips MultiOne configurator ('TD' drivers) or with a resistor outside the driver
- Hot wiring, reduced ripple current and thermal derating for increased reliability
- Multiple versions - DALI dimmable & programmable, trailing-edge dimmable, fixed-current/fixed-output trailing-edge dimmable, fixed-output, and fixed-current/fixed-output
- Power ratings: 10-110 W
- Choice of housing designs - linear housing for tracks in '3 in 1' in design, conventional HID housings for down- and spotlighting, and SH housing for independent use with strain relief and loop through

## Applications

- Retail



**PHILIPS**

## Electrical input data

Specification item	Value	Unit	Condition
Nominal input voltage	220...240	V <sub>ac</sub>	
Nominal input frequency	50...60	Hz	
Nominal input current	0.27	A	Input voltage 230 V <sub>ac</sub> , full load
Nominal input power	60	W	Input voltage 230 V <sub>ac</sub> , full load
Power factor	≥ 0.9		Input voltage 230 V <sub>ac</sub> , full load
Total harmonic distortion	≤ 20	%	Input voltage 230 V <sub>ac</sub> , full load
Efficiency	90	%	Input voltage 230 V <sub>ac</sub> , full load, maximum output power
Nominal input voltage DC	186...250	V <sub>dc</sub>	
Nominal input current DC	0.37	A	Input voltage 230 V <sub>dc</sub> , full load
Input voltage AC	202...254	V <sub>ac</sub>	Performance range
Input frequency AC	47.5...63	Hz	Maximum permissible range
Input voltage DC	168...275	V <sub>dc</sub>	Maximum permissible range

## Electrical output data

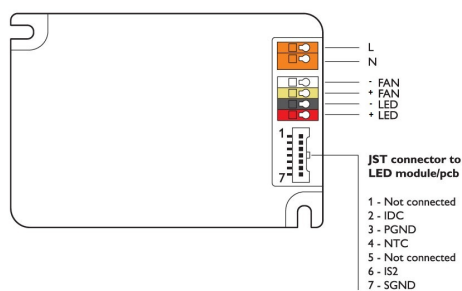
Specification item	Value	Unit	Condition
Regulation method	Constant Current		
Output voltage	30...48	V <sub>dc</sub>	
Output voltage max.	60	V	Peak voltage (RMS) at open load
Output current	0.9...1.4	A	Full output current setting
Output current tolerance	± 5	%	
Output current ripple	≤ 20	%	Ripple (100Hz) = peak / average
Output power	27...50	W	Full output
Galvanic isolation	SELV		Lamp to mains

## Electrical data controls input

Specification item	Value	Unit	Condition
Control method	Fixed		

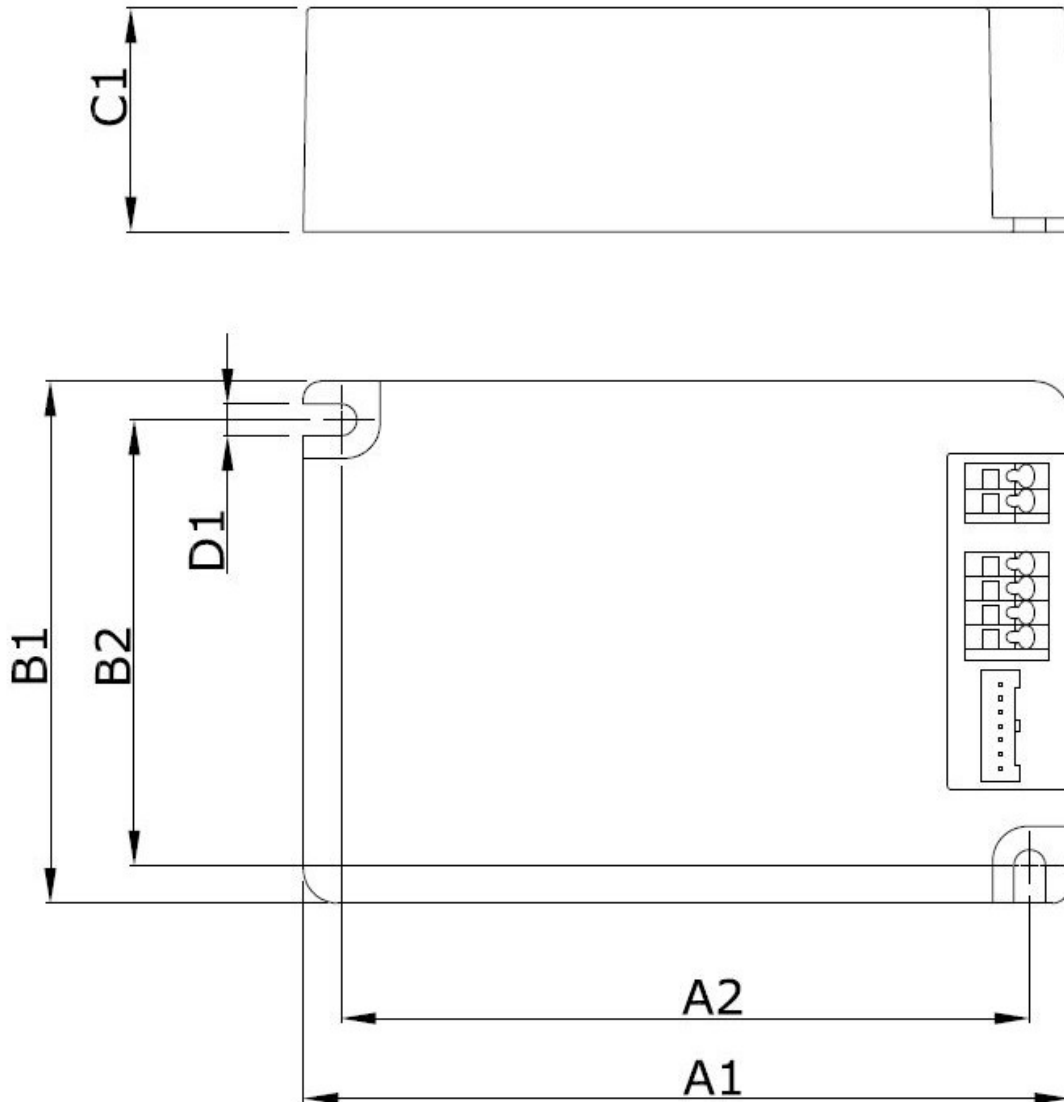
## Wiring

Specification item	Value	Unit	Condition
Input wire cross-section	0.2...1.5	mm <sup>2</sup>	WAGO250 (3.5 mm), solid wire
	16...24	AWG	WAGO250 (3.5 mm), solid wire
Input wire strip length	8.5...9.5	mm	
Output wire cross-section	0.08...0.33	mm <sup>2</sup>	JST, solid wire
	22...28	AWG	JST, solid wire
Output wire strip length	0	mm	
Output wire cross-section	0.2...1.5	mm <sup>2</sup>	WAGO250 (3.5 mm), solid wire
	16...24	AWG	WAGO250 (3.5 mm), solid wire
Output wire strip length	8.5...9.5	mm	
Maximum cable length	600	mm	Total length of wiring including LED module, one way



## Dimensions and weight

Specification item	Value	Unit	Condition
Length (A1)	110	mm	
Width (B1)	75	mm	
Height (C1)	32	mm	
Fixing hole diameter (D1)	4.1	mm	
Fixing hole distance (A2)	99	mm	
Weight	175	gram	



## Operational temperatures and humidity

Specification item	Value	Unit	Condition
Ambient temperature	-20...+50	°C	
T <sub>case-max</sub>	75	°C	Maximum temperature measured at T <sub>c</sub> -point
T <sub>case-life</sub>	65	°C	Measured at T <sub>c</sub> -point
Maximum housing temperature	110	°C	In case of a failure
Relative humidity	10...90	%	Non-condensing

### Storage temperature and humidity

Specification item	Value	Unit	Condition
Ambient temperature	-25...+85	°C	
Relative humidity	5...95	%	Non-condensing

### Lifetime

Specification item	Value	Unit	Condition
Driver lifetime	50,000	hours	Measured temperature at $T_c$ -point is $T_{case-life}$ . Maximum failures = 10%

### Programmable features

Specification item	Value	Remark	Condition
Set output current (AOC)	Rset2	See Design-in guide. Default output current: 0.9 A	
LED module temperature derating (MTP)	Yes		
Constant Lumen Over Lifetime (CLO)	No		
DC emergency dimming (DCemDIM)	No		
Corridor mode			
Energy metering			
Diagnostics			

### Features

Specification item	Value	Remark	Condition
Open load protection	Yes		Automatic recovering
Short circuit protection	Yes		Automatic recovering
Over power protection	Yes		Automatic recovering
Hot wiring	Yes		
Suitable for fixtures with protection class	II		

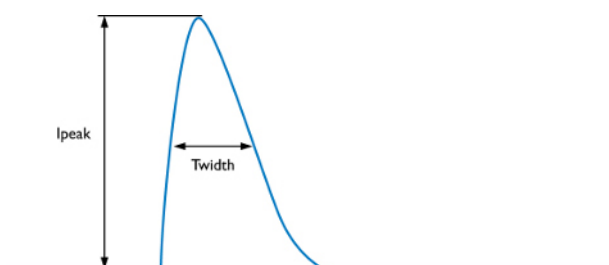
### Certificates and standards

Specification item	Value	Unit	Condition
Approval marks	CE / ENEC		
Ingress Protection classification	20		

### Additional information

#### Inrush current

Specification item	Value	Unit	Condition
Inrush current $I_{peak}$	20	A	Input voltage 230V
Inrush current $T_{width}$	275	$\mu s$	Input voltage 230V, measured at 50% $I_{peak}$
Drivers / MCB 16A type B	$\leq 26$	pcs	



### Earth leakage current

Specification item	Value	Unit	Condition
Earth leakage current	0.7	mA <sub>pk</sub>	LED module contribution not included

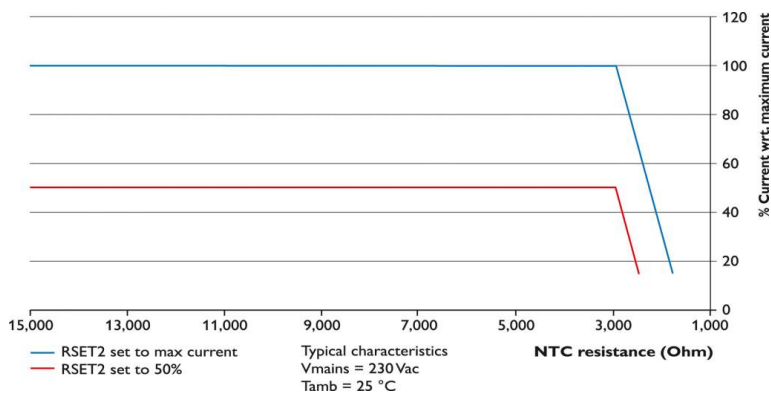
### Surge capability

Specification item	Value	Unit	Condition
Mains surge capability (L-N)	1	kV	
Mains surge capability (L/N-Ground)	2	kV	

### NTC thermistor

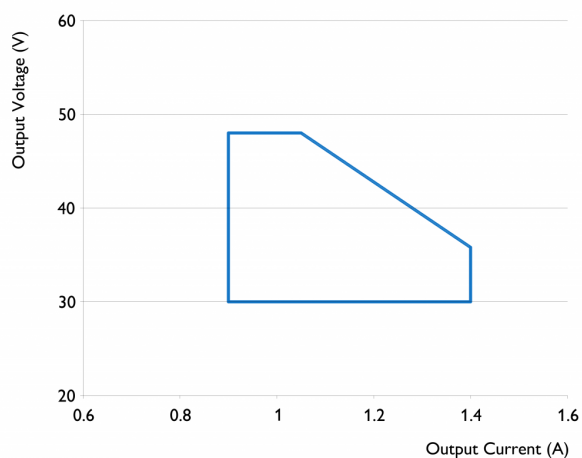
Specification item	Value	Unit	Condition
Advised NTC type	Vishay 15kOhm±2%NTC	238161554153	
	Murata NCP15XW153E03RC	NCP15XW153E03RC	With 390Ω in series
NTC resistance threshold	2966	Ω	Start limiting output current
Corresponding temperature	70	°C	With advised type 238161554153

### NTC resistance versus output current

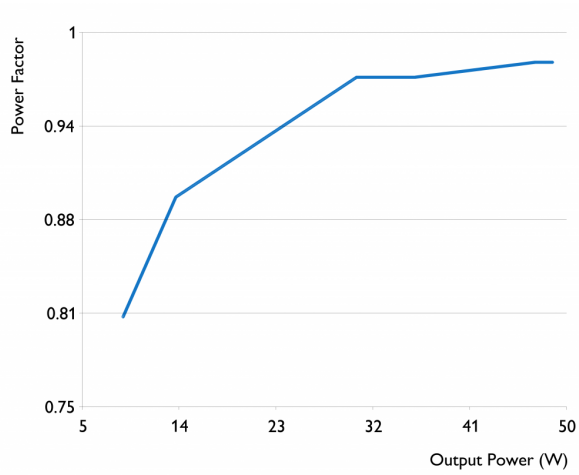


### Graphs

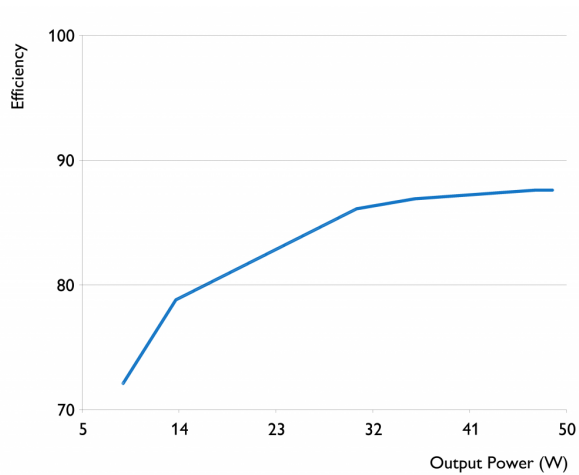
#### Operating window



## Power factor versus output power



## Efficiency versus output power



## Logistical data

Specification item	Value
Product name	Xitanium 50W/s 0.9-1.4A 48V 230V
Order code	871829177758800
Logistic code 12NC	9290 008 99306
EAN3	8718291777595
Pieces per box	10



©2014 Koninklijke Philips Electronics N.V.

All rights reserved. Reproduction in whole or in part is prohibited without the prior written consent of the copyright owner. The information presented in this document does not form part of any quotation or contract, is believed to be accurate and reliable and may be changed without notice. No liability will be accepted by the publisher for any consequence of its use. Publication thereof does not convey nor imply any license under patent- or other industrial or intellectual property rights. Data subject to change.

Date of release: August 7, 2014

[www.philips.com/xitanium](http://www.philips.com/xitanium)