

PHILIPS

Xitanium

LED driver



Datasheet

Xitanium track adaptor drivers

Xitanium 20W/a 0.35/0.5A 40V 1CB 230V
Xitanium 20W/a 0.35/0.5A 40V 1CG 230V
Xitanium 20W/a 0.35/0.5A 40V 1CW 230V

Affordable and reliable LED Drivers

Affordable LED Driver range offering Philips reliability. The Xitanium range is compatible with COB and mid-power LEDs from any LED manufacturer.

Benefits

- Driver design based on Philips experience and knowledge of conventional fluorescent and HID technologies
- Various power wattage Drivers that are related to the lumen packages/applications
- Fixed output Drivers
- Track adaptor housing design for minimization of track light luminaire

Features

- Small, compact dimensions
- Specific, optimized output current and voltage
- 50,000 hours lifetime
- Fast Time to Market
- Low ripple, low THD
- Suitable for 1 circuits system
- White/Black/Grey colour available

Application

- Public buildings (airports, cinemas, theaters, exhibition halls)
- Retail (supermarkets, shops)
- Office

Electrical input data

Specification item	Value	Unit	Condition
Rated input voltage range	220...240	V _{ac}	Performance range
Rated input voltage	230	V _{ac}	
Rated input frequency range	50...60	Hz	Performance range
Rated input current	0.08/0.11	A	@ full output power @ rated input voltage
Rated input power	18/25	W	@ rated output power @ rated input voltage
Max. input current	0.12	A	@ rated output power @ minimum performance input voltage
Power factor	0.9		@ full output power @ rated input voltage
Total harmonic distortion	20	%	@ rated output power @ rated input voltage
Efficiency	84	%	@ 230V full load
Input voltage AC range	202...254	V _{ac}	Operational range
Input frequency AC range	47.5...63	Hz	Operational range
Isolation input to output	SELV		

Electrical output data

Specification item	Value	Unit	Condition
Regulation method	Constant Current		
Output voltage	30...40	V _{dc}	
Output voltage max.	60	V	Peak voltage at open load
Output current	0.35 / 0.5	A	Full output current setting
Output current tolerance	± 8	%	@230Vac, 36Vdc
Output current ripple LF	≤ 3	%	Ripple = peak / average
Output current ripple HF	≤ 15	%	Ripple = peak / average
Output power	10.5...14/15...20	W	Full output

Electrical data controls input

Specification item	Value	Unit	Condition
Control method	Fixed		
Galvanic Isolation	No		

Logistical data

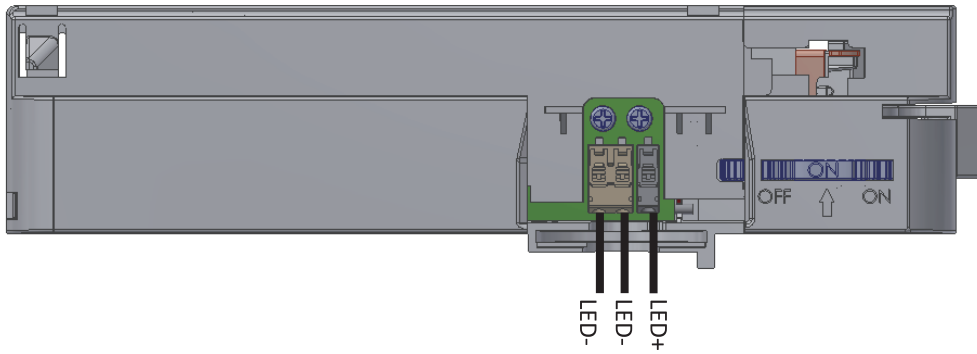
Specification item	Value
Product name	Xitanium 20W/a 0.35/0.5A 40V 1CB 230V
Logistic code 12NC	929001497080
Pieces per box	40

Specification item	Value
Product name	Xitanium 20W/a 0.35/0.5A 40V 1CG 230V
Logistic code 12NC	929001497480
Pieces per box	40

Specification item	Value
Product name	Xitanium 20W/a 0.35/0.5A 40V 1CW 230V
Logistic code 12NC	929001496680
Pieces per box	40

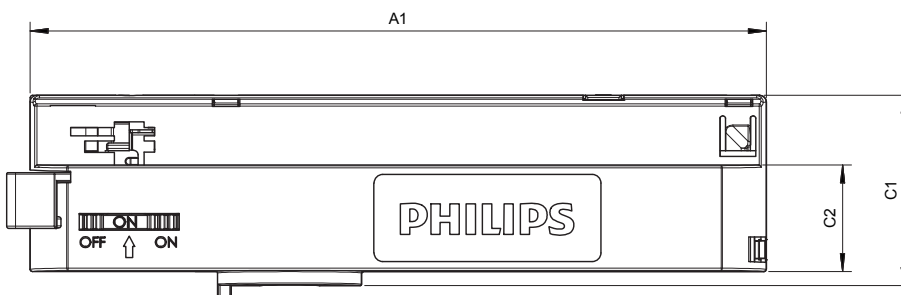
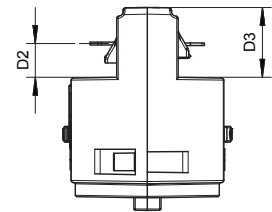
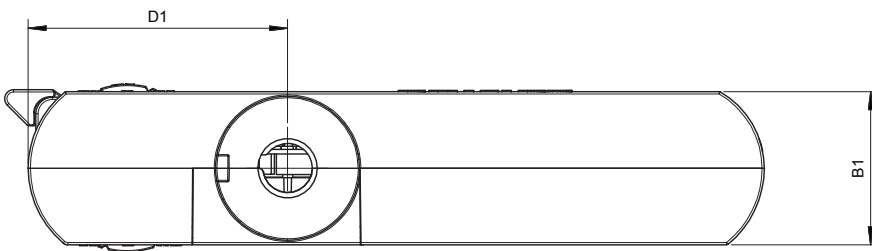
Wiring & Connections

Specification item	Value	Unit	Condition
Output wire cross-section	0.2...0.75	mm ²	Molex 104188, solid wire
	18...24	AWG	Molex 104188, solid wire
	0.45...0.7	mm ²	Molex 104188, strand wire
	20...22	AWG	Molex 104188, strand wire
Output wire strip length	7.5...8.5	mm	
Maximum cable length	300	mm	Total length of wiring including LED module, one way



Dimensions and weight

Specification item	Value	Unit	Condition
Length (A1)	163.6	mm	
Width (B1)	34	mm	
Height (C1)	42.3	mm	
Height (C2)	23.7	mm	
Weight	122	gram	



Data Sheet	
Item	Dimension
A1	163.6 \pm 2.0 mm
B1	34.0 \pm 1.0 mm
C1	42.3 \pm 1.0 mm
C2	23.7 \pm 0.5 mm
D1	57.7 \pm 1.5 mm
D2	7.4 -0.5/+0.3 mm
D3	15.5 \pm 0.5 mm

Operational temperatures and humidity

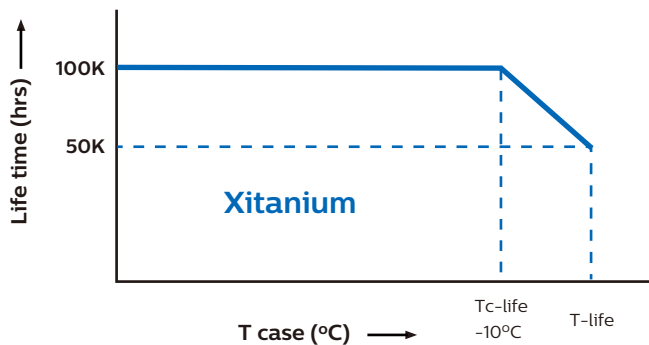
Specification item	Value	Unit	Condition
Ambient temperature	-20...+35	°C	Higher ambient temperature allowed as long as $T_{case-max}$ is not exceeded.
$T_{case-max}$	85	°C	Maximum temperature measured at $T_{case-point}$
$T_{case-life}$	80	°C	Measured at $T_{case-point}$
Maximum housing temperature	130	°C	In case of a failure
Relative humidity	10...90	%	Non-condensing

Storage temperature and humidity

Specification item	Value	Unit	Condition
Ambient temperature	-25...+85	°C	
Relative humidity	5...95	%	Non-condensing

Lifetime

Specification item	Value	Unit	Condition
Driver lifetime	50,000	hours	Measured temperature at $T_{case-point}$ is $T_{case-life}$. Maximum failures = 10%



Programmable features

Specification item	Value	Remark	Condition
Set output current (AOC)		See Design-in guide.	Default output current: = 350 / 500 mA
LED module temperature derating (MTP)	No		
Constant Lumen Over Lifetime (CLO)	No		
DC emergency dimming (DCemDIM)	No		

Features

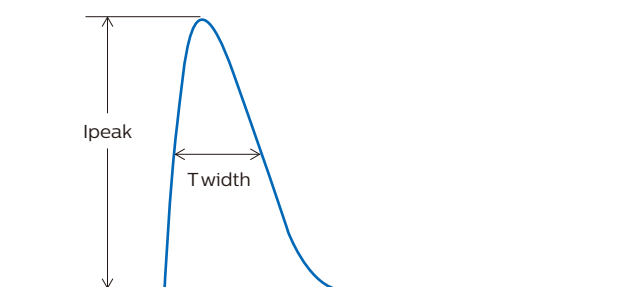
Specification item	Value	Remark	Condition
Open load protection	Yes		Automatic recovering
Short circuit protection	Yes		Automatic recovering
Over power protection	Yes		Automatic recovering
Hot wiring	No		
Suitable for fixtures with protection class	II		per IEC60598

Certificates and standards

Specification item	Value
Approval marks	CB / CE / ENEC / CQC
Ingress Protection classification	20

Inrush current

Specification item	Value	Unit	Condition
Inrush current I_{peak}	12	A	Input voltage 230V
Inrush current T_{width}	200	μ s	Input voltage 230V, measured at 50% I_{peak}
Drivers / MCB 16A type B	≤ 40	pcs	



MCB	Rating	Relative number of LED drivers
B	10A	63%
B	13A	81%
B	16A	100% (stated in datasheet)
B	20A	125%
B	25A	156%
C	10A	104%
C	13A	135%
C	16A	170%
C	20A	208%
C	25A	260%

Driver touch current / protective conductor current

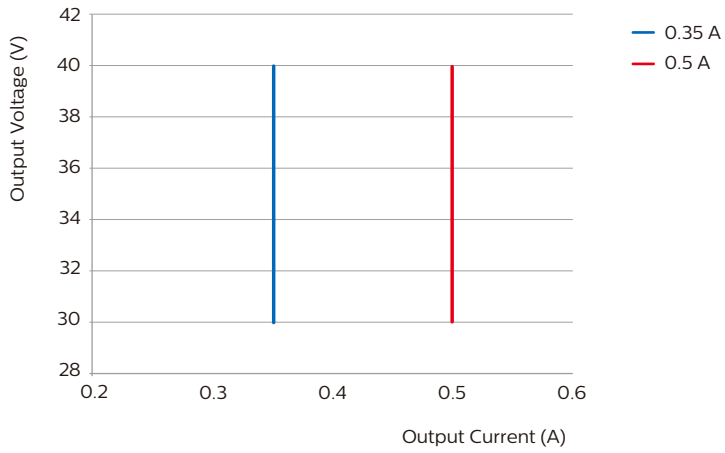
Specification item	Value	Unit	Condition
Typical touch current (ins. Class II)	< 0.7	mA peak	Acc. IEC61347-1. LED module contribution not included

Surge immunity

Specification item	Value	Unit	Condition
Mains surge immunity (diff. mode)	1	kV	Acc. IEC61000-4-5. 2 Ohm, 1.2/50us, 8/20us
Mains surge immunity (comm. mode)	2	kV	Acc. IEC61000-4-5. 12 Ohm 1.2/50us,8/20us

Graphs

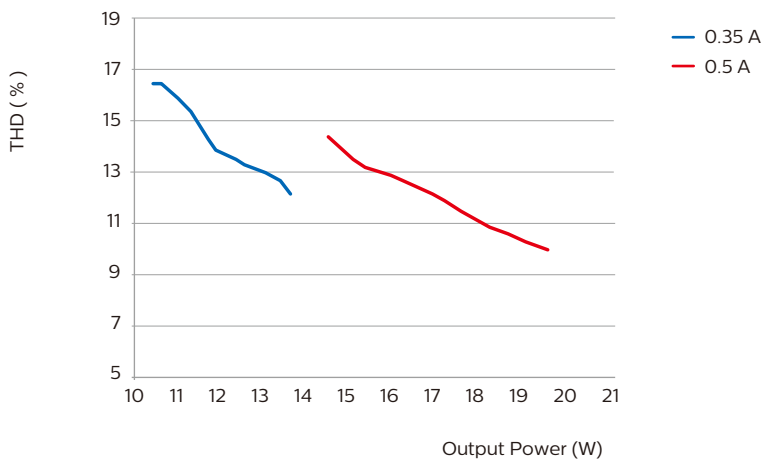
Operating window



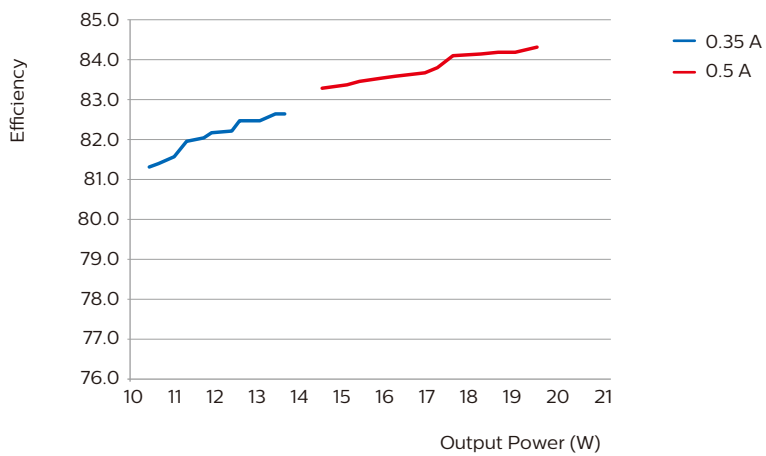
Power factor versus output power



Total Harmonic Distortion



Efficiency versus output power



© 2018 Signify Holding, IBRS 10461, 5600VB, NL. All rights reserved.

The information provided herein is subject to change, without notice. Signify does not give any representation or warranty as to the accuracy or completeness of the information included herein and shall not be liable for any action in reliance thereon. The information presented in this document is not intended as any commercial offer and does not form part of any quotation or contract, unless otherwise agreed by Signify. Philips and the Philips Shield Emblem are registered trademarks of Koninklijke Philips N.V. All other trademarks are owned by Signify Holding or their respective owners.

Date of release: March 15, 2019

www.philips.com