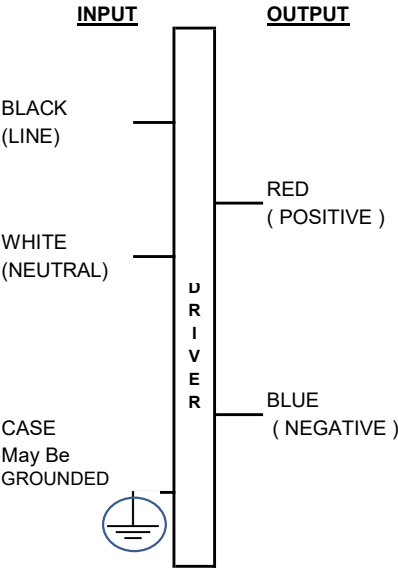




Ordering 12NC	929001430106
Brand Name	Xitanium
Description	Xitanium 120W 0.7A 240V OEM
Model Number	X120C070V172FNY1AO
Input Voltage	240V
Input Frequency	50 / 60 Hz
RoHS	Yes
Approbations	IS 15885 ( Part 2 / Sec 13 )
Status	BIS Certified

Output Power (W)	Output Voltage (V)	Output Current (A)	Efficiency at Max Load	Max Case Temp (°C)	Input Current (Arms)	Max Input Power (W)	Inrush Current (Apk/50%-µs)	THD @ Max Load (%)	Power Factor @Max Load	Surge Protection Com/Diff(KV)	Weight (Kg)	Envir. Protection Rating
120	103 -172	0.7	@ 240V	80	@ 240V	133	@ 240V	<10 @Max Load	> 0.95	4 / 4	0.75	Dry & Damp
			90%		0.55		40/430					


Wire Diagram



Input and output use lead-wires.  
Lead-Wires are 18AWG 105C / 600V  
Solid Copper

Lead Length  
Standard lead length is 270mm (±30mm)  
on all wires outside the can


Enclosure



	(mm )
Case Length	138
Case Width	59.1
Case Height	38
Mounting Length	153
Mounting Width	42.9
Overall Length	168

# PHILIPS

Ordering 12NC	929001430106
Brand Name	Xitanium
Description	Xitanium 120W 0.7A 240V OEM
Model Number	X120C070V172FNY1AO
Input Voltage	240V
Input Frequency	50 / 60 Hz
RoHS	Yes
Approbations	IS 15885 ( Part 2 / Sec 13 )
Status	BIS Certified



**LED Electronic Driver**

Model No: X120C070V172FNY1AO

**Low Ripple**

Dry & Damp location

**RoHS COMPLIANT**

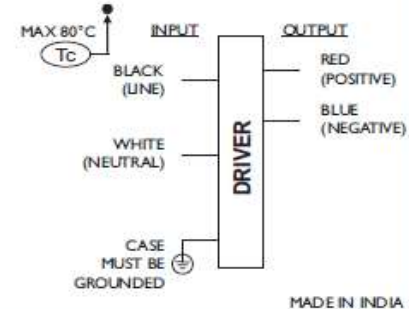
**XITANIUM™**

**120W 0.7A**

U <sub>in</sub>	240Vac
Freq	50Hz
I <sub>in</sub>	0.57Aac
PF	0.95
U <sub>out</sub>	103 - 172Vdc
I <sub>out</sub>	0.7Adc
ta	-20...+55°C

U<sub>out</sub> (max. open circuit) = 350Vdc

Input Over Voltage Protection  
Operating Range: 120V-277V



MADE IN INDIA

Product Data	
Full product code	929001430106
Full product name	Xitanium 120W 0.7A 240V OEM
Net weight per piece	750 gms
Dimming	None
Ambient Temp. Range	-20°C to +55°C
Corresponding T case	+5°C to +80°C
Line Voltage ( AC operation )	120 - 277V +/-10%
Line Voltage (Performance )	240V +/-15%, CLO @ 120V-277V
Line Current	0.55A @ 240V
Line Frequency	50/60 Hz
Envir. Protection Rating	Dry and Damp ( Potted Driver )
Life at Tc 80 degree C	50000 hrs ( nom. )
Suitable For Outdoor Use	Yes
Max. Tc	80°C
Inrush Current	40 Apk @ 240V
Max. Driver number on MCB 16A ( Type B )	9 nos. ( max. )
Input Over Voltage	Can Survive input Voltage Stress of 320V for 48 hours
Input Over Voltage Cut Off	Auto Shutdown at ≥ 325V and Auto Recovery at 300V - 315V
Input Over Voltage Protection	Can Survive input Voltage Stress of 440V for 8 hours
Input Under Voltage Protection	Can Survive input Voltage Stress of 100V for 48 hours
Output Current Tolerance	±5%
Earth Leakage Current	0.7 mA ( max )
THD Total	≤ 10% @ Full Load @ 240V Supply
P.F. at Max. Load	≥ 0.95
Wire Isolation	All Wires are double isolated to Ground
Protection	Short Circuit and Open Circuit Protection for LED + and LED -



Ordering 12NC	929001430106
Brand Name	Xitanium
Description	Xitanium 120W 0.7A 240V OEM
Model Number	X120C070V172FNY1AO
Input Voltage	240V
Input Frequency	50 / 60 Hz
RoHS	Yes
Approbations	IS 15885 ( Part 2 / Sec 13 )
Status	BIS Certified

## Installation & Application Notes :

### Section I - Physical Characteristics

- 1.1 LED Driver shall be installed inside an electrical enclosure
- 1.2 Wiring inside electrical enclosure shall comply with 600V/105°C rating or higher

### Section II - Performance

- 2.1 LED Driver has a rated lifetime of 50,000 hours @  $T_c \leq 80^\circ\text{C}$
- 2.2 LED Driver tolerates sustained open circuit and short circuit output conditions without damage
- 2.3 LED Driver maximum allowable case temperature is  $80^\circ\text{C}$  - see product label for measurement location
- 2.4 LED Driver has Thermal Fold Back or shutdown above  $T_{cmax}$ , please refer to the table for typical performance
- 2.5 LED Driver reduces output power to LEDs if its case temperature  $> 85^\circ\text{C}$
- 2.6 LED Driver complies with the requirements of IS 15885 ( Part 2 / Sec 13 )

### ELECTRICAL RATINGS :

Model	Input, 50/60 Hz		Output ( nominal )		
	V	A	V DC	mA DC Max	Watts
Xitanium 120W 0.7A 240V OEM	240	0.55	172	700	120

### TECHNICAL CONSIDERATIONS ( NOT FOR FIELD REPRESENTATIVES USE ) :

#### Section III - Conditions of acceptability

When installed in the end-use equipment, the following are among the considerations to be made :

- 3.1 The equipment shall be installed in compliance with the enclosure, mounting, spacing, casualty and segregation requirements of the ultimate application.
- 3.2 The driver case must be grounded in the end-use application.
- 3.3 The driver is suitable for use in "Damp" and "Dry" locations.
- 3.4 When the drivers are installed in the end-use application, the case temperature should not exceed the temperature limits specified in the following table:

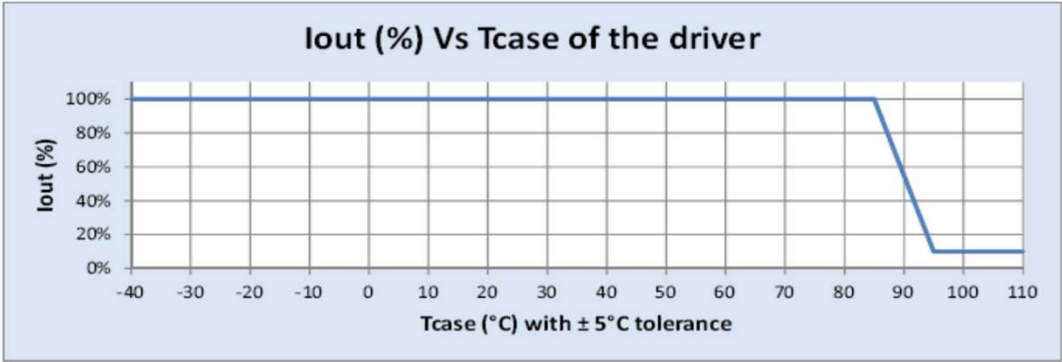
Model	Input Voltage, Hz	Max Case @ $T_C$ , $^\circ\text{C}$
Xitanium 120W 0.7A 240V OEM	240 , 50/60	80

- 3.5 The leakage current test should be repeated in the end device.

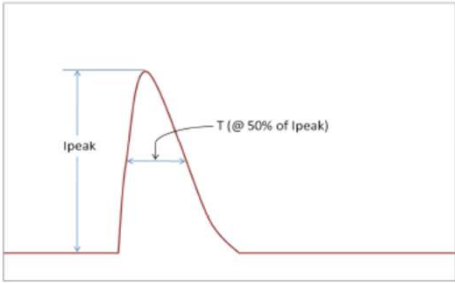
Model	Input Voltage, Hz	Leakage Current
Xitanium 120W 0.7A 240V OEM	240 , 50/60	0.7mA max.



Ordering 12NC	929001430106
Brand Name	Xitanium
Description	Xitanium 120W 0.7A 240V OEM
Model Number	X120C070V172FNY1AO
Input Voltage	240V
Input Frequency	50 / 60 Hz
RoHS	Yes
Approbations	IS 15885 ( Part 2 / Sec 13 )
Status	BIS Certified

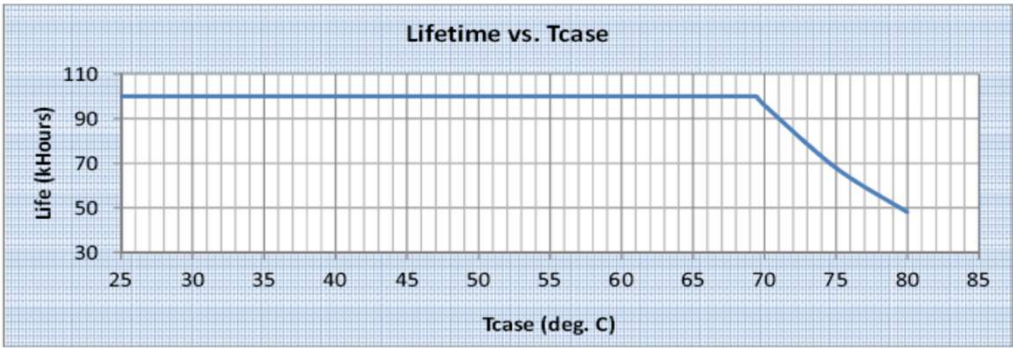


Inrush Current info :



Vin	Ipeak	T (@50% of Ipeak)
240 Vrms	40A	430 μs

Lifetime vs Tcase of Driver :



Failure rate info based upon field called rate data:  
< 0.2% per 1 K Hr @ ≤ T case 80°C

# PHILIPS

Ordering 12NC	929001430106
Brand Name	Xitanium
Description	Xitanium 120W 0.7A 240V OEM
Model Number	X120C070V172FNY1AO
Input Voltage	240V
Input Frequency	50 / 60 Hz
RoHS	Yes
Approbations	IS 15885 ( Part 2 / Sec 13 )
Status	BIS Certified

Isolation :

Isolation	Input Wires	Output Wires	Chassis
Input Wires	NA	1750 V	3750 V
Output Wires	1750 V	NA	3750 V
Chassis	3750 V	3750 V	NA



©2021 Signify Holding, IBRS 10461, 5600 VB, NL. All rights reserved.

Address: Signify Innovations India Ltd  
9B, DLF 9th Floor  
DLF Cyber City, DLF Phase III  
Gurgaon 122002  
India

The information provided herein is subject to change without notice. Signify does not give any representation or warranty as to the accuracy or completeness of the information included herein and shall not be liable for any action in reliance thereon. The information presented in this document is not intended as any commercial offer and does not form part of any quotation or contract, unless otherwise agreed by Signify.

Philips and the Philips Shield Emblem are registered trademarks of Koninklijke Philips N.V. All other trademarks are owned by Signify Holding or their respective owners. Date of release: May 15, 2022